

## ADAC Kartrennen Mülsen

## Mini A-B / Competitor list

#	Driver	Nat	Sponsor Competitor	Nat	Driver-License Com-License	Equipment
306	Kris Leon Kalweit	DEU	Formula K SRP Factory Team	DEU	65866 48701	IPK /TM/VEGA
310	Elias Dahlmann	DEU	CRG Deutschland	DEU	65906 52600	CRG /TM/VEGA
312	Leandros Margaritis	DEU	Michel Vacirca	NLD	67267 15521010	CRG /TM/VEGA
313	Luca Mattis Brixius	DEU	MAD Performance	DEU	65867 65514	Redspeed /IAME/VEGA
314	Vincent Oliver Rieso	DEU	ADAC Ostwestfalen-Lippe e.V.	DEU	65884 40281	Mach1 /TM/VEGA
322	Roman Meister	DEU	TB Racing Team	DEU	27196 38262	KR /IAME/VEGA
323	Mikas Toro Lundsholm	DNK	AF competition	DNK	122348 69724	Parolin /TM/VEGA
329	Maddox Mason	ZAF	Lanari Racing Team	DEU	20875 66815	KR /IAME/VEGA
330	Oscar Beumers	DEU	Nees Racing	DEU	44755 67287	KR /IAME/VEGA
333	Lion Osaj	DEU	Arena E Team	DEU	69186 66518	IPK /TM/VEGA
370	Noah Kim	DEU	Yongwhan Kim	DEU	65051 64986	Tony Kart /TM/VEGA
374	Nick Meyer	DEU	Strohof Motorsport	DEU	50144 65839	KR /TM/VEGA
377	Julian Raabe	DEU	Mach1 Motorsport	DEU	66576 66429	Mach1 /TM/VEGA
381	Ben Bernhard	DEU	VM Energy Corse Germany	DEU	48979 39300	Energy Corse /IAME /VEGA
384	Matthias Cavulea	DEU	CV Performance Group X JP Motorsport	DEU	50142 38321	KR /IAME/VEGA
387	Alexander Brauckmann	DEU	Strohof Motorsport	DEU	50339 65839	KR /TM/VEGA
394	Leo Klok	DEU	CRG Holland	NLD	52623 15521010	CRG /TM/VEGA
395	Albert Poulsen	DNK	Poulsen Motorsport	SWE	98384 1212	Parolin /TM/VEGA
396	Loui van Gerrevink	DEU	F1 Motodrom/7L Performance	DEU	65916 65806	Tony Kart /TM/VEGA
533	Luigi Catuogno	DEU	TR Motorsport	DEU	63826 1080519	KR /IAME/VEGA
588	Maximilian Faber	DEU	TR Motorsport	DEU	48947 42809	KR /IAME/VEGA
591	Milly Schulze	DEU	Arena E Team	DEU	51877 66518	Parolin /IAME/VEGA

## ADAC Kartrennen Mülsen

## Mini A-B / Free Practice

Track: Arena E Mülsen - 1.315 km

Session Started: 9:15:14

Best Lap by: 329 - Maddox Mason - 57.341

Rank	#	Driver	Nat	Sponsor Competitor	Nat	Driver-License Com-Licence	Equipment	laps	Best Lap	Diff	In Lap	Penalty
1	329	Maddox Mason	ZAF 	Lanari Racing Team	DEU 	20875 66815	KR /IAME/VEGA	9	57.341		9	
2	395	Albert Poulsen	DNK 	Poulsen Motorsport	SWE 	98384 1212	Parolin /TM/VEGA	9	57.434	0.093	9	
3	323	Mikas Toro Lundsholm	DNK 	AF competition	DNK 	122348 69724	Parolin /TM/VEGA	9	57.534	0.193	6	
4	588	Maximilian Faber	DEU 	TR Motorsport	DEU 	48947 42809	KR /IAME/VEGA	9	57.561	0.220	8	
5	333	Lion Osaj	DEU 	Arena E Team	DEU 	69186 66518	IPK /TM/VEGA	9	57.602	0.261	8	
6	394	Leo Klok	DEU 	CRG Holland	NLD 	52623 15521010	CRG /TM/VEGA	9	57.674	0.333	4	
7	322	Roman Meister	DEU 	TB Racing Team	DEU 	27196 38262	KR /IAME/VEGA	9	57.856	0.515	9	
8	370	Noah Kim	DEU 	Yongwhan Kim	DEU 	65051 64986	Tony Kart /TM/VEGA	9	58.091	0.750	5	
9	384	Matthias Cavulea	DEU 	CV Performance Group X JP Motorsport	DEU 	50142 38321	KR /IAME/VEGA	9	58.108	0.767	8	
10	312	Leandros Margaritis	DEU 	Michel Vacirca	NLD 	67267 15521010	CRG /TM/VEGA	9	58.136	0.795	9	
11	314	Vincent Oliver Rieso	DEU 	Mach1 Motorsport	DEU 	65884 66429	Mach1 /TM/VEGA	9	58.148	0.807	9	
12	381	Ben Bernhard	DEU 	VM Energy Corse Germany	DEU 	48979 39300	Energy Corse /IAME/VEGA	9	58.199	0.858	9	
13	387	Alexander Brauckmann	DEU 	Strohof Motorsport	DEU 	50339 65839	KR /TM/VEGA	9	58.321	0.980	5	
14	306	Kris Leon Kalweit	DEU 	Formula K SRP Factory Team	DEU 	65866 48701	IPK /TM/VEGA	8	58.443	1.102	8	
15	591	Milly Schulze	DEU 	Arena E Team	DEU 	51877 66518	Parolin /IAME/VEGA	9	58.499	1.158	8	
16	330	Oscar Beumers	DEU 	Nees Racing	DEU 	44755 67287	KR /IAME/VEGA	9	58.977	1.636	8	
17	374	Nick Meyer	DEU 	Strohof Motorsport	DEU 	50144 65839	KR /TM/VEGA	9	59.219	1.878	8	
18	533	Luigi Catuogno	DEU 	TR Motorsport	DEU 	63826 1080519	KR /IAME/VEGA	9	59.508	2.167	6	
19	310	Elias Dahlmann	DEU 	CRG Deutschland	DEU 	65906 52600	CRG /TM/VEGA	9	59.604	2.263	3	
20	377	Julian Raabe	DEU 	Mach1 Motorsport	DEU 	66576 66429	Mach1 /TM/VEGA	9	59.671	2.330	6	
21	396	Loui van Gerrevink	DEU 	F1 Motodrom/7L Performance	DEU 	65916 65806	Tony Kart /TM/VEGA	9	1:00.087	2.746	2	
22	313	Luca Mattis Brixius	DEU 	MAD Performance	DEU 	65867 65514	Redspeed /IAME/VEGA	9	1:00.179	2.838	6	

Timekeeper  
M. WagnerRace Director  
C. RÖßIGER

Page 1/1

These results are provisional until the conclusion of any judicial and technical matters!

K-15802/26

Printed: 25.04.2026 / 09:26

VEGA

## ADAC Kartrennen Mülsen

## Mini A-B

## Arena E Mülsen 1,315 Km

## Free Practice

25.04.2026 09:15

## Practice (10:00 Time) started at 9:15:14

Lap	Time of Day	Lap Tm	Diff	S1 Tm	S2 Tm	S3 Tm
(329) Maddox Mason						
1	9:17:38.374	<b>58.581</b>	+1.240	25.501	15.791	17.289
2	9:18:38.503	<b>1:00.129</b>	+2.788	25.439	15.666	19.024
3	9:19:36.478	<b>57.975</b>	+0.634	25.280	15.645	17.050
4	9:20:34.908	<b>58.430</b>	+1.089	25.778	15.696	16.956
5	9:21:32.997	<b>58.089</b>	+0.748	25.139	15.864	17.086
6	9:22:30.608	<b>57.611</b>	+0.270	25.037	15.527	17.047
7	9:23:28.615	<b>58.007</b>	+0.666	25.247	15.909	<b>16.851</b>
8	9:24:26.430	<b>57.815</b>	+0.474	25.208	15.644	16.963
9	9:25:23.771	<b>57.341</b>		<b>25.024</b>	<b>15.457</b>	16.860

Lap	Time of Day	Lap Tm	Diff	S1 Tm	S2 Tm	S3 Tm
(395) Albert Poulsen						
1	9:17:39.867	<b>59.071</b>	+1.637	25.473	16.151	17.447
2	9:18:38.368	<b>58.501</b>	+1.067	25.439	15.731	17.331
3	9:19:36.301	<b>57.933</b>	+0.499	25.273	15.688	16.972
4	9:20:34.568	<b>58.267</b>	+0.833	25.511	15.675	17.081
5	9:21:32.396	<b>57.828</b>	+0.394	25.267	15.587	16.974
6	9:22:30.293	<b>57.897</b>	+0.463	25.416	15.563	<b>16.918</b>
7	9:23:28.469	<b>58.176</b>	+0.742	25.244	15.823	17.109
8	9:24:26.056	<b>57.587</b>	+0.153	25.076	15.497	17.014
9	9:25:23.490	<b>57.434</b>		<b>25.073</b>	<b>15.426</b>	16.935

Lap	Time of Day	Lap Tm	Diff	S1 Tm	S2 Tm	S3 Tm
(323) Mikas Toro Lundsholm						
1	9:17:40.718	<b>59.474</b>	+1.940	25.973	16.155	17.346
2	9:18:38.696	<b>57.978</b>	+0.444	25.225	15.777	16.976
3	9:19:36.666	<b>57.970</b>	+0.436	25.254	15.841	16.875
4	9:20:36.162	<b>59.496</b>	+1.962	26.304	16.177	17.015
5	9:21:34.207	<b>58.045</b>	+0.511	25.201	15.697	17.147
6	9:22:31.741	<b>57.534</b>		25.026	15.632	16.876
7	9:23:29.532	<b>57.791</b>	+0.257	25.256	15.547	16.988
8	9:24:27.161	<b>57.629</b>	+0.095	25.066	<b>15.527</b>	17.050
9	9:25:24.706	<b>57.545</b>	+0.011	<b>24.955</b>	15.744	<b>16.846</b>

Lap	Time of Day	Lap Tm	Diff	S1 Tm	S2 Tm	S3 Tm
(588) Maximilian Faber						
1	9:17:35.244	<b>59.744</b>	+2.183	25.611	16.602	17.531
2	9:18:38.838	<b>1:03.594</b>	+6.033	25.522	15.896	22.176
3	9:19:38.107	<b>59.269</b>	+1.708	25.882	16.051	17.336
4	9:20:37.185	<b>59.078</b>	+1.517	25.083	16.491	17.504
5	9:21:35.140	<b>57.955</b>	+0.394	25.153	15.696	<b>17.106</b>
6	9:22:33.099	<b>57.959</b>	+0.398	25.006	15.774	17.179
7	9:23:31.072	<b>57.933</b>	+0.412	25.054	15.631	17.288
8	9:24:28.633	<b>57.561</b>		<b>24.857</b>	15.569	17.135
9	9:25:26.473	<b>57.840</b>	+0.279	24.992	<b>15.550</b>	17.298

Lap	Time of Day	Lap Tm	Diff	S1 Tm	S2 Tm	S3 Tm
(333) Lion Osaj						
1	9:17:32.428	<b>1:00.501</b>	+2.899	26.172	17.127	17.202
2	9:18:30.439	<b>58.011</b>	+0.409	25.236	15.749	17.026
3	9:19:28.355	<b>57.916</b>	+0.314	25.214	15.614	17.088
4	9:20:26.397	<b>58.042</b>	+0.440	25.253	15.775	17.014
5	9:21:24.844	<b>58.447</b>	+0.845	25.299	15.633	17.515
6	9:22:24.080	<b>59.236</b>	+1.634	25.946	16.244	17.046
7	9:23:21.711	<b>57.631</b>	+0.029	<b>24.825</b>	15.815	16.991
8	9:24:19.313	<b>57.602</b>		25.159	<b>15.458</b>	<b>16.985</b>
9	9:25:17.037	<b>57.724</b>	+0.122	25.041	15.467	17.216

Lap	Time of Day	Lap Tm	Diff	S1 Tm	S2 Tm	S3 Tm
(394) Leo Klok						
1	9:17:29.127	<b>58.420</b>	+0.746	25.434	15.963	17.023
2	9:18:27.212	<b>58.085</b>	+0.411	25.204	15.777	17.104
3	9:19:25.176	<b>57.964</b>	+0.290	25.291	15.608	17.065
4	9:20:22.850	<b>57.674</b>		25.174	15.580	16.920
5	9:21:21.517	<b>58.667</b>	+0.993	25.899	15.527	17.241
6	9:22:20.226	<b>58.709</b>	+1.035	25.558	16.002	17.149
7	9:23:18.364	<b>58.138</b>	+0.464	25.619	15.602	<b>16.917</b>
8	9:24:16.128	<b>57.764</b>	+0.090	<b>25.103</b>	15.590	17.071
9	9:25:14.301	<b>58.173</b>	+0.499	25.275	15.499	17.399

Lap	Time of Day	Lap Tm	Diff	S1 Tm	S2 Tm	S3 Tm
(322) Roman Meister						
1	9:17:35.374	<b>1:03.037</b>	+5.181	25.884	19.918	17.235
2	9:18:34.715	<b>59.341</b>	+1.485	26.001	16.012	17.328
3	9:19:33.577	<b>58.862</b>	+1.006	25.620	16.120	17.122
4	9:20:32.157	<b>58.580</b>	+0.724	25.712	15.806	17.062
5	9:21:31.582	<b>59.425</b>	+1.569	26.477	15.760	17.188
6	9:22:30.109	<b>58.527</b>	+0.671	25.469	15.840	17.218

Lap	Time of Day	Lap Tm	Diff	S1 Tm	S2 Tm	S3 Tm
7	9:23:28.552	<b>58.443</b>	+0.587	25.558	15.966	<b>16.919</b>
8	9:24:26.746	<b>58.194</b>	+0.338	25.552	15.628	17.014
9	9:25:24.602	<b>57.856</b>		<b>25.277</b>	<b>15.602</b>	16.977

Lap	Time of Day	Lap Tm	Diff	S1 Tm	S2 Tm	S3 Tm
(370) Noah Kim						
1	9:17:30.864	<b>1:00.063</b>	+1.972	25.590	16.079	18.394
2	9:18:29.739	<b>58.875</b>	+0.784	25.594	16.029	17.252
3	9:19:27.901	<b>58.162</b>	+0.071	<b>25.290</b>	15.714	17.158
4	9:20:26.766	<b>58.865</b>	+0.774	25.635	16.251	16.979
5	9:21:24.857	<b>58.091</b>		25.489	<b>15.690</b>	<b>16.912</b>
6	9:22:23.433	<b>58.576</b>	+0.485	25.529	15.765	17.282
7	9:23:33.372	<b>1:09.939</b>	+11.848	25.310	26.729	17.900
8	9:24:34.495	<b>1:01.123</b>	+3.032	25.402	18.258	17.463
9	9:25:33.570	<b>59.075</b>	+0.984	26.130	15.741	17.204

Lap	Time of Day	Lap Tm	Diff	S1 Tm	S2 Tm	S3 Tm
(384) Matthias Cavulea						
1	9:17:25.550	<b>59.681</b>	+1.573	25.934	16.209	17.538
2	9:18:24.713	<b>59.163</b>	+1.055	25.592	16.111	17.460
3	9:19:23.940	<b>59.227</b>	+1.119	25.639	16.040	17.548
4	9:20:22.799	<b>58.859</b>	+0.751	25.505	15.933	17.421
5	9:21:21.456	<b>58.657</b>	+0.549	25.534	15.849	17.274
6	9:22:20.168	<b>58.712</b>	+0.604	25.431	15.988	17.293
7	9:23:18.950	<b>58.782</b>	+0.674	25.791	15.840	<b>17.151</b>
8	9:24:17.058	<b>58.108</b>		<b>25.202</b>	<b>15.709</b>	17.197
9	9:25:15.791	<b>58.733</b>	+0.625	25.378	15.962	17.393

Lap	Time of Day	Lap Tm	Diff	S1 Tm	S2 Tm	S3 Tm
(312) Leandros Margaritis						
1	9:17:29.850	<b>58.979</b>	+0.843	25.775	16.035	17.169
2	9:18:28.475	<b>58.625</b>	+0.489	25.487	15.962	17.176
3	9:19:27.248	<b>58.773</b>	+0.637	25.610	15.867	17.296
4	9:20:26.339	<b>59.091</b>	+0.955	25.747	16.241	17.103
5	9:21:24.760	<b>58.421</b>	+0.285	25.637	15.777	<b>17.007</b>
6	9:22:23.217	<b>58.457</b>	+0.321	25.408	15.838	17.211
7	9:23:21.571	<b>58.354</b>	+0.218	<b>25.301</b>	15.809	17.244
8	9:24:19.889	<b>58.318</b>	+0.182	25.537	<b>15.681</b>	17.100
9	9:25:18.025	<b>58.136</b>		25.325	15.775	17.036

Lap	Time of Day	Lap Tm	Diff	S1 Tm	S2 Tm	S3 Tm
(314) Vincent Oliver Ries						
1	9:17:35.173	<b>1:00.876</b>	+2.728	26.163	17.127	17.586
2	9:18:34.625	<b>59.452</b>	+1.304	26.081	16.022	17.349
3	9:19:33.518	<b>58.893</b>	+0.745	25.576	15.969	17.348
4	9:20:33.310	<b>59.792</b>	+1.644	26.288	16.052	17.452
5	9:21:32.383	<b>59.073</b>	+0.925	26.671	16.117	17.285
6	9:22:31.530	<b>59.147</b>	+0.999	26.010	15.845	17.292
7	9:23:30.595	<b>59.065</b>	+0.917	25.900	15.865	17.300
8	9:24:29.087	<b>58.492</b>	+0.344	25.514	15.767	17.211
9	9:25:27.235	<b>58.148</b>		<b>25.362</b>	<b>15.709</b>	<b>17.077</b>

Lap	Time of Day	Lap Tm	Diff	S1 Tm	S2 Tm	S3 Tm
(381) Ben Bernhard						
1	9:17:43.674	<b>59.591</b>	+1.392	25.884	16.384	17.323
2	9:18:43.215	<b>59.541</b>	+1.342	25.726	15.864	17.951
3	9:19:42.065	<b>58.850</b>	+0.651	25.602	15.944	17.304
4	9:20:40.870	<b>58.805</b>	+0.606	25.409	15.876	17.520
5	9:21:39.188	<b>58.318</b>	+0.119	25.276	15.852	<b>17.190</b>
6	9:22:37.747	<b>58.559</b>	+0.360	25.490	15.835	17.234
7	9:23:36.196	<b>58.449</b>	+0.250	25.237	15.778	17.434
8	9:24:34.607	<b>58.411</b>	+0.212	<b>25.126</b>	15.835	17.450
9	9:25:32.806	<b>58.199</b>		25.263	<b>15.734</b>	17.202

# ADAC Kartrennen Mülsen

Mini A-B

Arena E Mülsen 1,315 Km

Free Practice

25.04.2026 09:15

Practice (10:00 Time) started at 9:15:14

Lap	Time of Day	Lap Tm	Diff	S1 Tm	S2 Tm	S3 Tm
4	9:20:32.097	<b>59.073</b>	+0.630	25.663	16.067	17.343
5	9:23:06.085	<b>2:33.988</b>	+1:35.545	26.616	15.915	17.321
6	9:24:04.691	<b>58.606</b>	+0.163	25.491	<b>15.800</b>	17.315
7	9:25:03.456	<b>58.765</b>	+0.322	25.505	15.928	17.332
8	9:26:01.899	<b>58.443</b>		<b>25.394</b>	15.813	<b>17.236</b>

(591) Milly Schulze

1	9:17:57.839	<b>1:00.438</b>	+1.939	26.234	16.301	17.903
2	9:18:57.828	<b>59.989</b>	+1.490	25.757	16.348	17.884
3	9:19:56.927	<b>59.099</b>	+0.600	25.526	16.036	17.537
4	9:20:55.998	<b>59.071</b>	+0.572	25.442	16.117	17.512
5	9:21:54.626	<b>58.628</b>	+0.129	25.456	<b>15.865</b>	<b>17.307</b>
6	9:22:53.550	<b>58.924</b>	+0.425	25.502	16.007	17.415
7	9:23:52.408	<b>58.858</b>	+0.359	25.459	15.949	17.450
8	9:24:50.907	<b>58.499</b>		<b>25.251</b>	15.922	17.326
9	9:25:49.633	<b>58.726</b>	+0.227	25.445	15.890	17.391

(330) Oscar Beumers

1	9:17:26.823	<b>1:00.040</b>	+1.063	26.184	16.125	17.731
2	9:18:26.783	<b>59.960</b>	+0.983	26.168	16.159	17.633
3	9:19:26.100	<b>59.317</b>	+0.340	25.998	15.930	17.389
4	9:20:25.504	<b>59.404</b>	+0.427	25.933	16.032	17.439
5	9:21:24.874	<b>59.370</b>	+0.393	25.797	15.892	17.681
6	9:22:24.743	<b>59.869</b>	+0.892	25.807	16.722	17.340
7	9:23:23.779	<b>59.036</b>	+0.059	<b>25.723</b>	16.005	<b>17.308</b>
8	9:24:22.756	<b>58.977</b>		<b>25.733</b>	<b>15.818</b>	17.426
9	9:25:21.861	<b>59.105</b>	+0.128	25.763	15.842	17.500

(374) Nick Meyer

1	9:17:56.024	<b>1:16.748</b>	+17.529	26.526	16.515	33.707
2	9:18:57.749	<b>1:01.725</b>	+2.506	27.204	16.572	17.949
3	9:19:57.902	<b>1:00.153</b>	+0.934	26.202	16.363	17.588
4	9:20:57.668	<b>59.766</b>	+0.547	25.832	16.331	17.603
5	9:21:57.197	<b>59.529</b>	+0.310	25.881	<b>16.076</b>	17.572
6	9:22:56.564	<b>59.367</b>	+0.148	<b>25.681</b>	16.136	17.550
7	9:23:56.039	<b>59.475</b>	+0.256	25.811	16.180	17.484
8	9:24:55.258	<b>59.219</b>		25.708	16.084	<b>17.427</b>
9	9:25:54.880	<b>59.622</b>	+0.403	25.754	16.078	17.790

(533) Luigi Catuogno

1	9:17:40.880	<b>1:01.002</b>	+1.494	26.335	16.822	17.845
2	9:18:40.748	<b>59.868</b>	+0.360	25.906	16.215	17.747
3	9:19:41.048	<b>1:00.300</b>	+0.792	26.075	16.251	17.974
4	9:20:41.294	<b>1:00.246</b>	+0.738	26.143	16.035	18.068
5	9:21:40.883	<b>59.589</b>	+0.081	<b>25.722</b>	16.113	17.754
6	9:22:40.391	<b>59.508</b>		25.785	16.001	17.722
7	9:23:43.749	<b>1:03.358</b>	+3.850	25.831		
8	9:24:44.375	<b>1:00.626</b>	+1.118	26.929	16.000	<b>17.697</b>
9	9:25:44.222	<b>59.847</b>	+0.339	25.953	<b>15.938</b>	17.956

(310) Elias Dahlmann

1	9:17:44.151	<b>1:01.218</b>	+1.614	26.762	16.580	17.876
2	9:18:44.179	<b>1:00.028</b>	+0.424	26.172	16.350	17.506
3	9:19:43.783	<b>59.604</b>		25.931	<b>16.012</b>	17.661
4	9:20:43.971	<b>1:00.188</b>	+0.584	26.120	16.175	17.893
5	9:21:44.017	<b>1:00.046</b>	+0.442	26.221	16.372	<b>17.453</b>
6	9:22:44.115	<b>1:00.098</b>	+0.494	26.098	16.281	17.719
7	9:23:43.891	<b>59.776</b>	+0.172	25.875	16.157	17.744
8	9:24:44.715	<b>1:00.824</b>	+1.220	26.853	16.278	17.693
9	9:25:44.442	<b>59.727</b>	+0.123	<b>25.869</b>	16.027	17.831

(377) Julian Raabe

1	9:17:42.260	<b>1:01.469</b>	+1.798	26.361	17.184	17.924
2	9:18:43.145	<b>1:00.885</b>	+1.214	26.308	16.483	18.094
3	9:19:43.375	<b>1:00.230</b>	+0.559	26.272	16.307	17.651
4	9:20:43.550	<b>1:00.175</b>	+0.504	26.186	16.221	17.768
5	9:21:43.949	<b>1:00.399</b>	+0.728	26.422	16.433	17.544
6	9:22:43.620	<b>59.671</b>		26.011	<b>16.122</b>	17.538
7	9:23:43.735	<b>1:00.115</b>	+0.444	<b>25.880</b>	16.167	18.068
8	9:24:43.799	<b>1:00.064</b>	+0.393	26.293	16.280	<b>17.491</b>
9	9:25:43.979	<b>1:00.180</b>	+0.509	25.948	16.271	17.961

(396) Loui van Gerrevink

1	9:17:35.121	<b>1:03.924</b>	+3.837	26.742	19.453	17.729
---	-------------	-----------------	--------	--------	--------	--------

Lap	Time of Day	Lap Tm	Diff	S1 Tm	S2 Tm	S3 Tm
2	9:18:35.208	<b>1:00.087</b>		26.503	<b>16.257</b>	<b>17.327</b>
3	9:19:35.530	<b>1:00.322</b>	+0.235	<b>26.206</b>	16.505	17.611
4	9:20:37.583	<b>1:02.053</b>	+1.966	27.245	16.788	18.020
5	9:21:38.573	<b>1:00.990</b>	+0.903	26.594	16.494	17.902
6	9:22:39.228	<b>1:00.655</b>	+0.568	26.532	16.535	17.588
7	9:23:39.594	<b>1:00.366</b>	+0.279	26.264	16.481	17.621
8	9:24:40.312	<b>1:00.718</b>	+0.631	26.236	16.759	17.723
9	9:25:40.602	<b>1:00.290</b>	+0.203	26.328	16.358	17.604

(313) Luca Mattis Brixius

1	9:17:43.610	<b>1:01.658</b>	+1.479	26.904	16.990	17.764
2	9:18:49.334	<b>1:05.724</b>	+5.545	26.477	16.933	22.314
3	9:19:51.142	<b>1:01.808</b>	+1.629	26.989	16.829	17.990
4	9:20:52.409	<b>1:01.267</b>	+1.088	26.588	16.894	17.785
5	9:21:53.306	<b>1:00.897</b>	+0.718	26.577	16.543	17.777
6	9:22:53.485	<b>1:00.179</b>		<b>26.198</b>	16.437	17.544
7	9:23:53.731	<b>1:00.246</b>	+0.067	26.382	<b>16.354</b>	<b>17.510</b>
8	9:24:54.124	<b>1:00.393</b>	+0.214	26.201	16.449	17.743
9	9:25:55.617	<b>1:01.493</b>	+1.314	26.377	16.448	18.668

## ADAC Kartrennen Mülsen

## Mini A-B / Qualifying Practice

Track: Arena E Mülsen - 1.315 km

Session Started: 11:15:02

Best Lap by: 329 - Maddox Mason - 56.533

Rank	#	Driver	Nat	Sponsor Competitor	Nat	Driver-License Com-License	Equipment	laps	Best Lap	Diff	In Lap	Penalty
1	329	Maddox Mason	ZAF	Lanari Racing Team	DEU	20875 66815	KR /IAME/VEGA	5	56.533		5	
2	395	Albert Poulsen	DNK	Poulsen Motorsport	SWE	98384 1212	Parolin /TM/VEGA	5	56.590	0.057	5	
3	333	Lion Osaj	DEU	Arena E Team	DEU	69186 66518	IPK /TM/VEGA	5	56.614	0.081	5	
4	323	Mikas Toro Lundsholm	DNK	AF competition	DNK	122348 69724	Parolin /TM/VEGA	5	56.690	0.157	3	
5	394	Leo Klok	DEU	CRG Holland	NLD	52623 15521010	CRG /TM/VEGA	5	56.749	0.216	4	
6	387	Alexander Brauckmann	DEU	Strohof Motorsport	DEU	50339 65839	KR /TM/VEGA	5	57.140	0.607	4	
7	322	Roman Meister	DEU	TB Racing Team	DEU	27196 38262	KR /IAME/VEGA	5	57.177	0.644	3	
8	306	Kris Leon Kalweit	DEU	Formula K SRP Factory Team	DEU	65866 48701	IPK /TM/VEGA	5	57.286	0.753	3	
9	588	Maximilian Faber	DEU	TR Motorsport	DEU	48947 42809	KR /IAME/VEGA	5	57.319	0.786	3	
10	384	Matthias Cavulea	DEU	CV Performance Group X JP Motorsport	DEU	50142 38321	KR /IAME/VEGA	5	57.371	0.838	5	
11	312	Leandros Margaritis	DEU	Michel Vacirca	NLD	67267 15521010	CRG /TM/VEGA	5	57.402	0.869	4	
12	370	Noah Kim	DEU	Yongwhan Kim	DEU	65051 64986	Tony Kart /TM/VEGA	5	57.510	0.977	5	
13	314	Vincent Oliver Rieso	DEU	ADAC Ostwestfalen-Lippe e.V.	DEU	65884 40281	Mach1 /TM/VEGA	5	57.537	1.004	5	
14	591	Milly Schulze	DEU	Arena E Team	DEU	51877 66518	Parolin /IAME/VEGA	5	58.032	1.499	5	
15	330	Oscar Beumers	DEU	Nees Racing	DEU	44755 67287	KR /IAME/VEGA	5	58.221	1.688	2	
16	374	Nick Meyer	DEU	Strohof Motorsport	DEU	50144 65839	KR /TM/VEGA	5	58.227	1.694	5	
17	377	Julian Raabe	DEU	Mach1 Motorsport	DEU	66576 66429	Mach1 /TM/VEGA	5	58.275	1.742	5	
18	396	Loui van Gerrevink	DEU	F1 Motodrom/7L Performance	DEU	65916 65806	Tony Kart /TM/VEGA	5	58.540	2.007	5	
19	533	Luigi Catuogno	DEU	TR Motorsport	DEU	63826 1080519	KR /IAME/VEGA	5	58.656	2.123	2	
20	310	Elias Dahlmann	DEU	CRG Deutschland	DEU	65906 52600	CRG /TM/VEGA	5	58.789	2.256	2	
21	313	Luca Mattis Brixius	DEU	MAD Performance	DEU	65867 65514	Redspeed /IAME/VEGA	5	58.942	2.409	3	

## Not classified

DSQ	381	Ben Bernhard	DEU	VM Energy Corse Germany	DEU	48979 39300	Energy Corse /IAME /VEGA	5	57.323		5	
-----	-----	-----------------	-----	-------------------------	-----	----------------	-----------------------------	---	--------	--	---	--

## Announcements

#381 disqualification (technical not conform)

Timekeeper  
M. WagnerRace Director  
C. RÖßIGER

Page 1/1

These results are provisional until the conclusion of any judicial and technical matters!

K-15802/26

Printed: 25.04.2026 / 11:59

VEGA

# ADAC Kartrennen Mülsen

## Mini A-B

## Arena E Mülsen 1,315 Km

### Qualifying Practice

25.04.2026 11:15

### Qualifying (6:00 Time) started at 11:15:02

Lap	Time of Day	Lap Tm	Diff	S1 Tm	S2 Tm	S3 Tm
<b>(329) Maddox Mason</b>						
1	11:17:59.181	<b>57.456</b>	+0.923	25.209	15.345	16.902
2	11:18:56.363	<b>57.182</b>	+0.649	24.997	15.248	16.937
3	11:19:53.331	<b>56.968</b>	+0.435	24.933	<b>15.166</b>	16.869
4	11:20:51.565	<b>58.234</b>	+1.701	26.251	15.308	<b>16.675</b>
5	11:21:48.098	<b>56.533</b>		<b>24.633</b>	15.204	16.696
<b>(395) Albert Poulsen</b>						
1	11:17:59.825	<b>57.674</b>	+1.084	25.218	15.546	16.910
2	11:18:56.853	<b>57.028</b>	+0.438	24.953	15.289	16.786
3	11:19:53.585	<b>56.732</b>	+0.142	24.817	15.190	16.725
4	11:20:51.010	<b>57.425</b>	+0.835	25.451	15.198	16.776
5	11:21:47.600	<b>56.590</b>		<b>24.793</b>	<b>15.182</b>	<b>16.615</b>
<b>(333) Lion Osaj</b>						
1	11:17:16.068	<b>57.519</b>	+0.905	25.110	15.486	16.923
2	11:18:13.366	<b>57.298</b>	+0.684	25.245	15.329	16.724
3	11:19:12.302	<b>58.936</b>	+2.322	26.936	15.311	16.689
4	11:20:09.188	<b>56.886</b>	+0.272	<b>24.735</b>	15.201	16.950
5	11:21:05.802	<b>56.614</b>		24.771	<b>15.157</b>	<b>16.686</b>
<b>(323) Mikas Toro Lundsholm</b>						
1	11:17:59.885	<b>57.644</b>	+0.954	25.440	15.413	16.791
2	11:18:56.965	<b>57.080</b>	+0.390	25.088	15.304	16.688
3	11:19:53.655	<b>56.690</b>		<b>24.770</b>	15.341	<b>16.579</b>
4	11:20:50.575	<b>56.920</b>	+0.230	24.905	<b>15.165</b>	16.850
5	11:21:47.576	<b>57.001</b>	+0.311	24.962	15.197	16.842
<b>(394) Leo Klok</b>						
1	11:17:15.590	<b>57.474</b>	+0.725	25.283	15.450	16.741
2	11:18:12.827	<b>57.237</b>	+0.488	25.040	15.380	16.817
3	11:19:11.955	<b>59.128</b>	+2.379	27.169	15.279	<b>16.680</b>
4	11:20:08.704	<b>56.749</b>		<b>24.779</b>	<b>15.258</b>	16.712
5	11:21:05.712	<b>57.008</b>	+0.259	24.909	15.351	16.748
<b>(387) Alexander Brauckmann</b>						
1	11:17:43.987	<b>59.153</b>	+2.013	25.729	15.783	17.641
2	11:18:45.159	<b>1:01.172</b>	+4.032	28.375	15.656	17.141
3	11:19:42.713	<b>57.554</b>	+0.414	25.102	15.550	16.902
4	11:20:39.853	<b>57.140</b>		<b>25.018</b>	<b>15.301</b>	<b>16.821</b>
5	11:21:37.740	<b>57.887</b>	+0.747	25.192	15.689	17.006
<b>(322) Roman Meister</b>						
1	11:17:17.848	<b>59.114</b>	+1.937	26.452	15.697	16.965
2	11:18:16.105	<b>58.257</b>	+1.080	25.679	15.602	16.976
3	11:19:13.282	<b>57.177</b>		25.027	15.356	<b>16.794</b>
4	11:20:10.540	<b>57.258</b>	+0.081	24.976	15.400	16.882
5	11:21:07.738	<b>57.198</b>	+0.021	<b>24.954</b>	<b>15.341</b>	16.903
<b>(306) Kris Leon Kalweit</b>						
1	11:17:31.851	<b>58.894</b>	+1.608	26.285	15.716	16.893
2	11:18:29.317	<b>57.466</b>	+0.180	<b>24.938</b>	15.699	16.829
3	11:19:26.603	<b>57.286</b>		24.948	<b>15.566</b>	<b>16.772</b>
4	11:20:24.573	<b>57.970</b>	+0.684	24.941	15.708	17.321
5	11:21:22.029	<b>57.456</b>	+0.170	24.939	15.597	16.920
<b>(588) Maximilian Faber</b>						
1	11:17:31.784	<b>58.747</b>	+1.428	25.919	15.704	17.124
2	11:18:29.216	<b>57.432</b>	+0.113	24.927	15.552	<b>16.953</b>
3	11:19:26.535	<b>57.319</b>		24.888	<b>15.343</b>	17.088
4	11:20:24.487	<b>57.952</b>	+0.633	24.941	15.604	17.407
5	11:21:21.948	<b>57.461</b>	+0.142	<b>24.784</b>	15.671	17.006
<b>(384) Matthias Cavulea</b>						
1	11:17:17.791	<b>58.220</b>	+0.849	25.410	15.793	17.017
2	11:18:16.050	<b>58.259</b>	+0.888	25.526	15.715	17.018
3	11:19:13.770	<b>57.720</b>	+0.349	25.259	15.607	<b>16.854</b>
4	11:20:11.172	<b>57.402</b>	+0.031	24.982	<b>15.483</b>	16.937
5	11:21:08.543	<b>57.371</b>		<b>24.846</b>	15.565	16.960
<b>(312) Leandros Margaritis</b>						
1	11:17:18.920	<b>59.041</b>	+1.639	25.584	15.955	17.502
2	11:18:16.391	<b>57.471</b>	+0.069	25.053	15.587	16.831

Lap	Time of Day	Lap Tm	Diff	S1 Tm	S2 Tm	S3 Tm
3	11:19:13.829	<b>57.438</b>	+0.036	25.117	15.606	<b>16.715</b>
4	11:20:11.231	<b>57.402</b>		<b>24.991</b>	<b>15.560</b>	16.851
5	11:21:08.806	<b>57.575</b>	+0.173	25.020	15.650	16.905
<b>(370) Noah Kim</b>						
1	11:17:23.160	<b>57.959</b>	+0.449	25.539	15.422	16.998
2	11:18:21.087	<b>57.927</b>	+0.417	25.396	15.448	17.083
3	11:19:20.313	<b>59.226</b>	+1.716	<b>25.066</b>	15.379	18.781
4	11:20:18.091	<b>57.778</b>	+0.268	25.497	15.333	16.948
5	11:21:15.601	<b>57.510</b>		25.422	<b>15.210</b>	<b>16.878</b>
<b>(314) Vincent Oliver Rieso</b>						
1	11:17:48.155	<b>1:01.862</b>	+4.325	25.345	16.037	20.480
2	11:18:46.125	<b>57.970</b>	+0.433	25.179	15.853	16.938
3	11:19:43.729	<b>57.604</b>	+0.067	25.097	15.556	16.951
4	11:20:41.425	<b>57.696</b>	+0.159	<b>24.933</b>	15.634	17.129
5	11:21:38.962	<b>57.537</b>		25.093	<b>15.514</b>	<b>16.930</b>
<b>(591) Milly Schulze</b>						
1	11:17:33.120	<b>1:00.258</b>	+2.226	27.159	15.914	17.185
2	11:18:31.748	<b>58.628</b>	+0.596	25.834	15.698	<b>17.096</b>
3	11:19:30.495	<b>58.747</b>	+0.715	25.650	15.771	17.326
4	11:20:28.747	<b>58.252</b>	+0.220	25.320	15.729	17.203
5	11:21:26.779	<b>58.032</b>		<b>25.207</b>	<b>15.658</b>	17.167
<b>(330) Oscar Beumers</b>						
1	11:17:18.782	<b>59.141</b>	+0.920	25.753	15.873	17.515
2	11:18:17.003	<b>58.221</b>		<b>25.503</b>	15.561	<b>17.157</b>
3	11:19:15.315	<b>58.312</b>	+0.091	25.533	15.595	17.184
4	11:20:13.835	<b>58.520</b>	+0.299	25.608	<b>15.547</b>	17.365
5	11:21:12.180	<b>58.345</b>	+0.124	25.552	15.630	17.163
<b>(374) Nick Meyer</b>						
1	11:17:43.509	<b>58.949</b>	+0.722	25.874	15.806	17.269
2	11:18:42.559	<b>59.050</b>	+0.823	25.655	15.764	17.631
3	11:19:41.233	<b>58.674</b>	+0.447	25.458	15.683	17.533
4	11:20:39.557	<b>58.324</b>	+0.097	<b>25.332</b>	<b>15.613</b>	17.379
5	11:21:37.784	<b>58.227</b>		25.401	15.656	<b>17.170</b>
<b>(377) Julian Raabe</b>						
1	11:17:34.543	<b>59.299</b>	+1.024	25.849	16.266	17.184
2	11:18:33.420	<b>58.877</b>	+0.602	25.861	15.883	17.133
3	11:19:32.646	<b>59.226</b>	+0.951	25.805	16.115	17.306
4	11:20:31.269	<b>58.623</b>	+0.348	<b>25.462</b>	<b>15.850</b>	17.311
5	11:21:29.544	<b>58.275</b>		25.479	15.854	<b>16.942</b>
<b>(396) Loui van Gerrevink</b>						
1	11:17:27.578	<b>59.305</b>	+0.765	26.091	15.966	17.248
2	11:18:26.551	<b>58.973</b>	+0.433	25.731	15.858	17.384
3	11:19:25.489	<b>58.938</b>	+0.398	<b>25.590</b>	15.976	17.372
4	11:20:24.511	<b>59.022</b>	+0.482	25.593	15.862	17.567
5	11:21:23.051	<b>58.540</b>		25.693	<b>15.669</b>	<b>17.178</b>
<b>(533) Luigi Catuogno</b>						
1	11:17:33.056	<b>59.558</b>	+0.902	26.329	15.866	<b>17.363</b>
2	11:18:31.712	<b>58.656</b>		25.591	15.699	17.366
3	11:19:31.621	<b>59.909</b>	+1.253	25.840	15.775	18.294
4	11:20:30.499	<b>58.878</b>	+0.222	<b>25.512</b>	15.833	17.533
5	11:21:29.563	<b>59.064</b>	+0.408	26.008	<b>15.658</b>	17.398
<b>(310) Elias Dahlmann</b>						
1	11:17:44.704	<b>59.771</b>	+0.982	26.225	15.887	17.659
2	11:18:43.493	<b>58.789</b>		25.918	<b>15.612</b>	<b>17.259</b>
3	11:19:42.289	<b>58.796</b>	+0.007	<b>25.530</b>	15.662	17.604
4	11:20:41.723	<b>59.434</b>	+0.645	25.847	16.039	17.548
5	11:21:41.412	<b>59.689</b>	+0.900	25.849	16.040	17.800
<b>(313) Luca Mattis Brixius</b>						
1	11:17:35.095	<b>1:00.934</b>	+1.992	26.784	16.840	17.310
2	11:18:34.380	<b>59.285</b>	+0.343	25.961	16.073	<b>17.251</b>
3	11:19:33.322	<b>58.942</b>		25.718	<b>15.935</b>	17.289
4	11:20:32.367	<b>59.045</b>	+0.103	25.702	16.062	17.281
5	11:21:31.411	<b>59.044</b>	+0.102	<b>25.692</b>	16.013	17.339

# ADAC Kartrennen Mülsen

Mini A-B

Arena E Mülsen 1,315 Km

Qualifying Practice

25.04.2026 11:15

Qualifying (6:00 Time) started at 11:15:02

Lap	Time of Day	Lap Tm	Diff	S1 Tm	S2 Tm	S3 Tm	Lap	Time of Day	Lap Tm	Diff	S1 Tm	S2 Tm	S3 Tm
(381) Ben Bernhard													
1	11:18:00.980	<b>1:04.194</b>	+6.871	31.090	15.749	17.355							
2	11:18:58.906	<b>57.926</b>	+0.603	25.307	15.643	16.976							
3	11:19:56.478	<b>57.572</b>	+0.249	25.271	15.466	<b>16.835</b>							
4	11:20:54.110	<b>57.632</b>	+0.309	25.145	15.421	17.066							
5	11:21:51.433	<b>57.323</b>		<b>25.114</b>	<b>15.365</b>	16.844							

AKM Round 1  
Class: Mini A-B  
Date/Time: 25.04.2026 12:45

Track: Mülsen (GER)  
Heat: Heat 1  
Laps: 6 minutes + 1 lap

Edition 1

			18		
			17		
			16		
			15		
			14		
			13		
			12		
Luca Mattis Brixius	<b>313</b>	Redspeed /IAME/VEGA	11	Ben Bernhard	<b>381</b> Energy Corse /IAME/VEGA
	21				22
Luigi Catuogno	<b>533</b>	KR /IAME/VEGA	10	Elias Dahlmann	<b>310</b> CRG /TM/VEGA
	19				20
Julian Raabe	<b>377</b>	Mach1 /TM/VEGA	9	Loui van Gerrevink	<b>396</b> Tony Kart /TM/VEGA
	17				18
Oscar Beumers	<b>330</b>	KR /IAME/VEGA	8	Nick Meyer	<b>374</b> KR /TM/VEGA
	15				16
Vincent Oliver Rieso	<b>314</b>	Mach1 /TM/VEGA	7	Milly Schulze	<b>591</b> Parolin /IAME/VEGA
	13				14
Leandros Margaritis	<b>312</b>	CRG /TM/VEGA	6	Noah Kim	<b>370</b> Tony Kart /TM/VEGA
	11				12
Maximilian Faber	<b>588</b>	KR /IAME/VEGA	5	Matthias Cavulea	<b>384</b> KR /IAME/VEGA
	9				10
Roman Meister	<b>322</b>	KR /IAME/VEGA	4	Kris Leon Kalweit	<b>306</b> IPK /TM/VEGA
	7				8
Leo Klok	<b>394</b>	CRG /TM/VEGA	3	Alexander Brauckmann	<b>387</b> KR /TM/VEGA
	5				6
Lion Osaj	<b>333</b>	IPK /TM/VEGA	2	Mikas Toro Lundsholm	<b>323</b> Parolin /TM/VEGA
	3				4
Maddox Mason	<b>329</b>	KR /IAME/VEGA	1	Albert Poulsen	<b>395</b> Parolin /TM/VEGA
	1				2

Pole Position

Row

printed 25.04.2026 12:03



## ADAC Kartrennen Mülsen

## Mini A-B / Qualifying Heat 1

Track: Arena E Mülsen - 1.315 km

Race Started: 12:50:02

Best Lap by: 395 - Albert Poulsen - 57.355

Rank	#	Driver	Nat	Sponsor Competitor	Nat	Driver-License Com-Licence	Equipment	laps	T. Time Diff	Best Lap	Penalty	Points
1	0	329 Maddox Mason	ZAF	Lanari Racing Team	DEU	20875 66815	KR /IAME/VEGA	8	7:46.198	57.631		50
2	0	395 Albert Poulsen	DNK	Poulsen Motorsport	SWE	98384 1212	Parolin /TM/VEGA	8	7:46.481 0.283	57.355		44
3	2	394 Leo Klok	DEU	CRG Holland	NLD	52623 15521010	CRG /TM/VEGA	8	7:46.674 0.476	57.607		41
4	0	323 Mikas Toro Lundsholm	DNK	AF competition	DNK	122348 69724	Parolin /TM/VEGA	8	7:47.537 1.339	57.802		38
5	-2	333 Lion Osaj	DEU	Arena E Team	DEU	69186 66518	IPK /TM/VEGA	8	7:47.696 1.498	57.366		36
6	1	322 Roman Meister	DEU	TB Racing Team	DEU	27196 38262	KR /IAME/VEGA	8	7:48.565 2.367	57.526		34
7	4	312 Leandros Margaritis	DEU	Michel Vacirca	NLD	67267 15521010	CRG /TM/VEGA	8	7:50.119 3.921	57.695		32
8	14	381 Ben Bernhard	DEU	VM Energy Corse Germany	DEU	48979 39300	Energy Corse /IAME/VEGA	8	7:54.364 8.166	57.874		30
9	6	330 Oscar Beumers	DEU	Nees Racing	DEU	44755 67287	KR /IAME/VEGA	8	7:54.770 8.572	57.990		28
10	0	384 Matthias Cavulea	DEU	CV Performance Group X JP Motorsport	DEU	50142 38321	KR /IAME/VEGA	8	7:56.638 10.440	58.146		27
11	8	533 Luigi Catuogno	DEU	TR Motorsport	DEU	63826 1080519	KR /IAME/VEGA	8	7:56.995 10.797	58.231		26
12	-6	387 Alexander Brauckmann	DEU	Strohof Motorsport	DEU	50339 65839	KR /TM/VEGA	8	7:58.357 12.159	58.240		25
13	-5	306 Kris Leon Kalweit	DEU	Formula K SRP Factory Team	DEU	65866 48701	IPK /TM/VEGA	8	7:58.442 12.244	57.812	8 sec	24
14	2	374 Nick Meyer	DEU	Strohof Motorsport	DEU	50144 65839	KR /TM/VEGA	8	7:59.189 12.991	58.514		23
15	2	377 Julian Raabe	DEU	Mach1 Motorsport	DEU	66576 66429	Mach1 /TM/VEGA	8	8:02.073 15.875	58.665		22
16	-2	591 Milly Schulze	DEU	Arena E Team	DEU	51877 66518	Parolin /IAME/VEGA	8	8:03.293 17.095	58.470	5 sec	21
17	3	310 Elias Dahlmann	DEU	CRG Deutschland	DEU	65906 52600	CRG /TM/VEGA	8	8:04.085 17.887	59.042		20
18	0	396 Loui van Gerrevink	DEU	F1 Motodrom/7L Performance	DEU	65916 65806	Tony Kart /TM/VEGA	8	8:07.609 21.411	58.947	5 sec	19
19	-10	588 Maximilian Faber	DEU	TR Motorsport	DEU	48947 42809	KR /IAME/VEGA	8	8:13.212 27.014	58.122		18
20	-7	314 Vincent Oliver Rieso	DEU	ADAC Ostwestfalen-Lippe e.V.	DEU	65884 40281	Mach1 /TM/VEGA	8	8:24.600 38.402	58.252	5 sec	17
21	0	313 Luca Mattis Brixius	DEU	MAD Performance	DEU	65867 65514	Redspeed /IAME/VEGA	8	8:29.348 43.150	1:00.634		16
22	-10	370 Noah Kim	DEU	Yongwhan Kim	DEU	65051 64986	Tony Kart /TM/VEGA	0	0.603 8 Laps			15

## Announcements

#306 +3 sec. time penalty (leaving corridor with 2 wheels)

#314 +5 sec. time penalty (causing a collision)

#591 +5 sec. time penalty (pushing)

#306,396 time penalty 5 sec. (front fairing)

Timekeeper  
M. WagnerRace Director  
C. RÖßIGER

Page 1/1

These results are provisional until the conclusion of any judicial and technical matters!

K-15802/26

Printed: 25.04.2026 / 13:42

VEGA

## ADAC Kartrennen Mülsen

## Mini A-B

## Arena E Mülsen 1,315 Km

## Qualifying Heat 1

25.04.2026 12:45

## Race (6:00 and 1 Laps) started at 12:50:02

Lap	Time of Day	Lap Tm	Diff	S1 Tm	S2 Tm	S3 Tm
<b>(329) Maddox Mason</b>						
1	12:51:01.679	<b>59.403</b>	+1.772	26.225	15.935	17.243
2	12:52:00.454	<b>58.775</b>	+1.144	25.947	15.751	17.077
3	12:52:59.037	<b>58.583</b>	+0.952	25.384	15.918	17.281
4	12:53:57.166	<b>58.129</b>	+0.498	25.340	15.675	17.114
5	12:54:55.070	<b>57.904</b>	+0.273	25.532	15.540	<b>16.832</b>
6	12:55:52.748	<b>57.678</b>	+0.047	25.197	15.640	16.841
7	12:56:50.843	<b>58.095</b>	+0.464	25.238	15.667	17.190
8	12:57:48.474	<b>57.631</b>		<b>25.055</b>	<b>15.368</b>	17.208

<b>(395) Albert Poulsen</b>						
1	12:51:02.477	<b>1:00.095</b>	+2.740	26.892	16.054	17.149
2	12:52:01.227	<b>58.750</b>	+1.395	25.695	16.063	16.992
3	12:52:59.474	<b>58.247</b>	+0.892	25.351	15.971	16.925
4	12:53:58.191	<b>58.717</b>	+1.362	25.935	15.683	17.099
5	12:54:55.653	<b>57.462</b>	+0.107	25.065	15.448	16.949
6	12:55:53.008	<b>57.355</b>		<b>24.979</b>	15.525	<b>16.851</b>
7	12:56:51.292	<b>58.284</b>	+0.929	25.363	15.768	17.153
8	12:57:48.757	<b>57.465</b>	+0.110	25.211	<b>15.396</b>	16.858

<b>(394) Leo Klok</b>						
1	12:51:01.748	<b>59.319</b>	+1.712	26.280	15.964	17.075
2	12:52:00.523	<b>58.775</b>	+1.168	25.971	15.747	17.057
3	12:52:59.270	<b>58.747</b>	+1.140	25.581	15.990	17.176
4	12:53:57.203	<b>57.933</b>	+0.326	25.615	15.519	<b>16.799</b>
5	12:54:54.978	<b>57.775</b>	+0.168	25.294	15.581	16.900
6	12:55:52.585	<b>57.607</b>		<b>25.179</b>	15.556	16.872
7	12:56:51.159	<b>58.574</b>	+0.967	25.557	15.765	17.252
8	12:57:48.950	<b>57.791</b>	+0.184	25.518	<b>15.376</b>	16.897

<b>(323) Mikas Toro Lundsholm</b>						
1	12:51:02.247	<b>59.816</b>	+2.014	26.577	16.170	17.069
2	12:52:00.894	<b>58.647</b>	+0.845	25.748	16.031	16.868
3	12:52:59.335	<b>58.441</b>	+0.639	25.419	16.049	16.973
4	12:53:57.137	<b>57.802</b>		25.291	15.612	16.899
5	12:54:54.969	<b>57.832</b>	+0.030	<b>25.234</b>	15.602	16.996
6	12:55:52.821	<b>57.852</b>	+0.050	25.466	15.571	<b>16.815</b>
7	12:56:51.482	<b>58.661</b>	+0.859	25.404	16.010	17.247
8	12:57:49.813	<b>58.331</b>	+0.529	25.959	<b>15.503</b>	16.869

<b>(333) Lion Osaj</b>						
1	12:51:01.684	<b>59.340</b>	+1.974	26.276	15.910	17.154
2	12:52:00.390	<b>58.706</b>	+1.340	25.537	15.881	17.288
3	12:52:59.095	<b>58.705</b>	+1.339	25.377	16.199	17.129
4	12:53:58.371	<b>59.276</b>	+1.910	26.364	15.778	17.134
5	12:54:55.737	<b>57.366</b>		<b>25.089</b>	15.502	<b>16.775</b>
6	12:55:53.145	<b>57.408</b>	+0.042	25.139	<b>15.490</b>	16.779
7	12:56:51.358	<b>58.213</b>	+0.847	25.330	16.006	16.877
8	12:57:49.972	<b>58.614</b>	+1.248	26.293	15.496	16.825

<b>(322) Roman Meister</b>						
1	12:51:02.181	<b>59.672</b>	+2.146	26.368	16.135	17.169
2	12:52:00.848	<b>58.667</b>	+1.141	25.740	15.896	17.031
3	12:52:59.861	<b>59.013</b>	+1.487	25.395	16.548	17.070
4	12:53:58.455	<b>58.594</b>	+1.068	25.750	15.884	16.960
5	12:54:56.072	<b>57.617</b>	+0.091	25.240	15.533	<b>16.844</b>
6	12:55:55.277	<b>59.205</b>	+1.679	26.419	15.712	17.074
7	12:56:53.315	<b>58.038</b>	+0.512	25.321	15.596	17.121
8	12:57:50.841	<b>57.526</b>		<b>25.125</b>	<b>15.506</b>	16.895

<b>(312) Leandros Margaritis</b>						
1	12:51:03.614	<b>1:00.905</b>	+3.210	26.859	16.803	17.243
2	12:52:02.386	<b>58.772</b>	+1.077	25.443	16.248	17.081
3	12:53:00.598	<b>58.212</b>	+0.517	25.318	15.898	<b>16.996</b>
4	12:53:59.751	<b>59.153</b>	+1.458	25.432	16.449	17.272
5	12:54:57.836	<b>58.085</b>	+0.390	25.348	15.693	17.044
6	12:55:56.069	<b>58.233</b>	+0.538	25.532	15.678	17.023
7	12:56:54.700	<b>58.631</b>	+0.936	25.386	16.177	17.068
8	12:57:52.395	<b>57.695</b>		<b>25.098</b>	<b>15.600</b>	16.997

<b>(381) Ben Bernhard</b>						
1	12:51:04.702	<b>1:00.748</b>	+2.874	27.486	16.085	17.177
2	12:52:04.037	<b>59.335</b>	+1.461	25.506	16.688	17.141

3	12:53:02.412	<b>58.375</b>	+0.501	25.469	15.841	17.065
4	12:54:01.665	<b>59.253</b>	+1.379	25.513	16.018	17.722
5	12:55:00.999	<b>59.334</b>	+1.460	25.625	16.543	17.166
6	12:55:59.727	<b>58.728</b>	+0.854	25.973	15.774	<b>16.981</b>
7	12:56:58.766	<b>59.039</b>	+1.165	26.056	15.829	17.154
8	12:57:56.640	<b>57.874</b>		<b>25.151</b>	<b>15.673</b>	17.050

<b>(330) Oscar Beumers</b>						
1	12:51:04.270	<b>1:01.222</b>	+3.232	27.660	16.192	17.370
2	12:52:03.511	<b>59.241</b>	+1.251	25.876	15.966	17.399
3	12:53:01.967	<b>58.456</b>	+0.466	25.487	15.729	17.240
4	12:54:01.101	<b>59.134</b>	+1.144	25.511	16.116	17.507
5	12:55:00.941	<b>59.840</b>	+1.850	26.087	16.517	17.236
6	12:55:59.671	<b>58.730</b>	+0.740	25.695	15.698	17.337
7	12:56:59.056	<b>59.385</b>	+1.395	26.179	15.942	17.264
8	12:57:57.046	<b>57.990</b>		<b>25.259</b>	<b>15.613</b>	<b>17.118</b>

<b>(384) Matthias Cavulea</b>						
1	12:51:03.797	<b>1:00.993</b>	+2.847	26.967	16.791	17.235
2	12:52:02.290	<b>58.493</b>	+0.347	25.386	15.980	<b>17.127</b>
3	12:53:00.583	<b>58.293</b>	+0.147	25.216	15.931	17.146
4	12:54:01.117	<b>1:00.534</b>	+2.388	25.278	17.677	17.579
5	12:55:03.249	<b>1:02.132</b>	+3.986	25.973	18.539	<b>17.620</b>
6	12:56:02.120	<b>58.871</b>	+0.725	25.620	15.987	17.264
7	12:57:00.768	<b>58.648</b>	+0.502	25.445	15.882	17.321
8	12:57:58.914	<b>58.146</b>		<b>25.167</b>	<b>15.787</b>	17.192

<b>(533) Luigi Catuogno</b>						
1	12:51:07.054	<b>1:03.189</b>	+4.958	28.404	17.219	17.566
2	12:52:06.606	<b>59.552</b>	+1.321	25.695	16.354	17.503
3	12:53:05.346	<b>58.740</b>	+0.509	25.519	15.854	17.367
4	12:54:03.924	<b>58.578</b>	+0.347	25.375	15.799	17.404
5	12:55:03.515	<b>59.591</b>	+1.360	25.350	16.492	17.749
6	12:56:02.326	<b>58.811</b>	+0.580	25.543	15.916	17.352
7	12:57:01.040	<b>58.714</b>	+0.483	25.513	15.922	<b>17.279</b>
8	12:57:59.271	<b>58.231</b>		<b>25.162</b>	<b>15.653</b>	17.416

<b>(387) Alexander Brauckmann</b>						
1	12:51:04.016	<b>1:01.426</b>	+3.186	27.490	16.581	17.355
2	12:52:02.687	<b>58.671</b>	+0.431	25.510	15.963	17.198
3	12:53:00.927	<b>58.240</b>		25.415	15.804	<b>17.021</b>
4	12:54:01.814	<b>1:00.887</b>	+2.647	25.591	16.599	18.697
5	12:55:03.642	<b>1:01.828</b>	+3.588	25.788	18.317	17.723
6	12:56:02.329	<b>58.687</b>	+0.447	25.469	16.019	17.199
7	12:57:01.085	<b>58.756</b>	+0.516	25.530	16.166	17.060
8	12:58:00.633	<b>59.548</b>	+1.308	<b>25.414</b>	<b>15.621</b>	18.513

<b>(306) Kris Leon Kalweit</b>						
1	12:51:03.215	<b>1:00.530</b>	+2.718	26.963	16.241	17.326
2	12:52:01.591	<b>58.376</b>	+0.564	25.410	15.990	16.976
3	12:52:59.922	<b>58.331</b>	+0.519	<b>25.126</b>	16.242	16.963
4	12:53:59.857	<b>59.935</b>	+2.123	25.779	16.679	17.477
5	12:54:57.986	<b>58.129</b>	+0.317	25.528	<b>15.674</b>	<b>16.927</b>
6	12:55:56.363	<b>58.377</b>	+0.565	25.607	15.693	17.077
7	12:56:54.906	<b>58.543</b>	+0.731	25.176	16.349	17.018
8	12:57:52.718	<b>57.812</b>		25.159	15.716	16.937

<b>(374) Nick Meyer</b>						
1	12:51:07.389	<b>1:04.326</b>	+5.812	29.223	17.450	17.653
2	12:52:07.701	<b>1:00.312</b>	+1.798	25.926	16.737	17.649
3	12:53:06.810	<b>59.109</b>	+0.595	25.648	16.025	17.436
4	12:54:05.710	<b>58.900</b>	+0.386	25.573	15.895	17.432
5	12:55:04.224	<b>58.514</b>		25.521	<b>15.812</b>	17.181
6	12:56:02.857	<b>58.633</b>	+0.119	25.594	15.932	<b>17.107</b>
7	12:57:02.025	<b>59.168</b>	+0.654	<b>25.385</b>	16.336	17.447
8	12:58:01.465	<b>59.440</b>	+0.926	26.294	15.837	17.309

<b>(377) Julian Raabe</b>						
1	12:51:07.450	<b>1:03.824</b>	+5.159	29.015	17.327	

# ADAC Kartrennen Mülsen

Mini A-B

Arena E Mülsen 1,315 Km

Qualifying Heat 1

25.04.2026 12:45

Race (6:00 and 1 Laps) started at 12:50:02

Lap	Time of Day	Lap Tm	Diff	S1 Tm	S2 Tm	S3 Tm	Lap	Time of Day	Lap Tm	Diff	S1 Tm	S2 Tm	S3 Tm
7	12:57:05.684	<b>59.348</b>	+0.683	25.940	16.140	17.268							
8	12:58:04.349	<b>58.665</b>		<b>25.460</b>	<b>15.989</b>	<b>17.216</b>							
<b>(591) Milly Schulze</b>													
1	12:51:04.553	<b>1:01.556</b>	+3.086	27.941	16.401	17.214							
2	12:52:03.574	<b>59.021</b>	+0.551	25.576	16.304	17.141							
3	12:53:02.334	<b>58.760</b>	+0.290	25.605	15.845	17.310							
4	12:54:01.206	<b>58.872</b>	+0.402	<b>25.305</b>	16.062	17.505							
5	12:55:04.102	<b>1:02.896</b>	+4.426	25.958	19.449	17.489							
6	12:56:02.572	<b>58.470</b>		25.487	15.883	<b>17.100</b>							
7	12:57:02.090	<b>59.518</b>	+1.048	25.447	16.414	17.657							
8	12:58:00.569	<b>58.479</b>	+0.009	25.676	<b>15.626</b>	17.177							
<b>(310) Elias Dahlmann</b>													
1	12:51:08.849	<b>1:04.926</b>	+5.884	28.762	18.214	17.950							
2	12:52:08.844	<b>59.995</b>	+0.953	26.142	16.339	17.514							
3	12:53:09.002	<b>1:00.158</b>	+1.116	26.261	16.203	17.694							
4	12:54:09.344	<b>1:00.342</b>	+1.300	26.452	16.061	17.829							
5	12:55:08.386	<b>59.042</b>		25.725	15.840	<b>17.477</b>							
6	12:56:07.555	<b>59.169</b>	+0.127	<b>25.658</b>	15.852	17.659							
7	12:57:07.135	<b>59.580</b>	+0.538	25.827	16.048	17.705							
8	12:58:06.361	<b>59.226</b>	+0.184	25.839	<b>15.736</b>	17.651							
<b>(396) Loui van Gerrevink</b>													
1	12:51:07.074	<b>1:03.583</b>	+4.636	28.643	17.179	17.761							
2	12:52:08.553	<b>1:01.479</b>	+2.532	25.732	17.936	17.811							
3	12:53:08.442	<b>59.889</b>	+0.942	26.003	16.372	17.514							
4	12:54:08.757	<b>1:00.315</b>	+1.368	26.528	16.269	17.518							
5	12:55:07.754	<b>58.997</b>	+0.050	25.679	16.041	17.277							
6	12:56:06.701	<b>58.947</b>		25.643	<b>15.866</b>	17.438							
7	12:57:05.828	<b>59.127</b>	+0.180	25.775	16.095	17.257							
8	12:58:04.885	<b>59.057</b>	+0.110	<b>25.557</b>	16.326	<b>17.174</b>							
<b>(588) Maximilian Faber</b>													
1	12:51:24.247	<b>1:21.629</b>	+23.507	46.682	17.042	17.905							
2	12:52:24.484	<b>1:00.237</b>	+2.115	25.898	16.648	17.691							
3	12:53:23.514	<b>59.030</b>	+0.908	25.488	15.997	17.545							
4	12:54:22.176	<b>58.662</b>	+0.540	25.384	15.738	17.540							
5	12:55:20.570	<b>58.394</b>	+0.272	25.253	15.709	17.432							
6	12:56:18.916	<b>58.346</b>	+0.224	25.237	15.645	17.464							
7	12:57:17.366	<b>58.450</b>	+0.328	25.430	<b>15.541</b>	17.479							
8	12:58:15.488	<b>58.122</b>		<b>25.134</b>	15.631	<b>17.357</b>							
<b>(314) Vincent Oliver Rieso</b>													
1	12:51:25.090	<b>1:22.290</b>	+24.038	47.542	17.153	17.595							
2	12:52:25.562	<b>1:00.472</b>	+2.220	25.532									
3	12:53:24.338	<b>58.776</b>	+0.524	25.703	15.944	<b>17.129</b>							
4	12:54:27.221	<b>1:02.883</b>	+4.631	25.746	17.443	19.694							
5	12:55:26.190	<b>58.969</b>	+0.717	25.845	15.924	17.200							
6	12:56:24.442	<b>58.252</b>		25.344	15.756	17.152							
7	12:57:23.098	<b>58.656</b>	+0.404	25.562	15.739	17.355							
8	12:58:21.876	<b>58.778</b>	+0.526	<b>25.166</b>	<b>15.623</b>	17.989							
<b>(313) Luca Mattis Brixius</b>													
1	12:51:22.707	<b>1:13.220</b>	+12.586	37.554	17.329	18.337							
2	12:52:26.076	<b>1:03.369</b>	+2.735	27.155	18.048	18.166							
3	12:53:27.373	<b>1:01.297</b>	+0.663	26.742	16.567	17.988							
4	12:54:28.428	<b>1:01.055</b>	+0.421	26.495	16.524	18.036							
5	12:55:29.140	<b>1:00.712</b>	+0.078	26.407	16.321	<b>17.984</b>							
6	12:56:30.227	<b>1:01.087</b>	+0.453	26.390	16.713	17.984							
7	12:57:30.990	<b>1:00.763</b>	+0.129	26.372	16.401	17.990							
8	12:58:31.624	<b>1:00.634</b>		<b>26.303</b>	<b>16.308</b>	18.023							

## ADAC Kartrennen Mülsen

## Mini A-B / Qualifying Heat 2

Track: Arena E Mülsen - 1.315 km

Race Started: 16:13:04

Best Lap by: 323 - Mikas Toro Lundsholm - 57.645

Rank	#	Driver	Nat	Sponsor Competitor	Nat	Driver-License Com-License	Equipment	laps	T. Time Diff	Best Lap	Penalty	Points
1	▲ <sup>1</sup> 395	Albert Poulsen	DNK	Poulsen Motorsport	SWE	98384 1212	Parolin /TM/VEGA	8	7:47.413	57.818		50
2	▼ <sup>-1</sup> 329	Maddox Mason	ZAF	Lanari Racing Team	DEU	20875 66815	KR /IAME/VEGA	8	7:47.725 0.312	57.657		44
3	▲ <sup>1</sup> 323	Mikas Toro Lundsholm	DNK	AF competition	DNK	122348 69724	Parolin /TM/VEGA	8	7:47.789 0.376	57.645		41
4	▲ <sup>18</sup> 381	Ben Bernhard	DEU	VM Energy Corse Germany	DEU	48979 39300	Energy Corse /IAME /VEGA	8	7:53.582 6.169	58.047		38
5	▬ <sup>0</sup> 394	Leo Klok	DEU	CRG Holland	NLD	52623 15521010	CRG /TM/VEGA	8	7:53.650 6.237	57.768		36
6	▲ <sup>5</sup> 312	Leandros Margaritis	DEU	Michel Vacirca	NLD	67267 15521010	CRG /TM/VEGA	8	7:53.777 6.364	58.300		34
7	▲ <sup>3</sup> 384	Matthias Cavulea	DEU	CV Performance Group X JP Motorsport	DEU	50142 38321	KR /IAME/VEGA	8	7:54.212 6.799	58.494		32
8	▲ <sup>4</sup> 370	Noah Kim	DEU	Yongwhan Kim	DEU	65051 64986	Tony Kart /TM/VEGA	8	7:54.503 7.090	58.233		30
9	▲ <sup>4</sup> 314	Vincent Oliver Rieso	DEU	ADAC Ostwestfalen-Lippe e.V.	DEU	65884 40281	Mach1 /TM/VEGA	8	7:54.558 7.145	58.234		28
10	▼ <sup>-1</sup> 588	Maximilian Faber	DEU	TR Motorsport	DEU	48947 42809	KR /IAME/VEGA	8	7:54.948 7.535	58.279		27
11	▼ <sup>-8</sup> 333	Lion Osaj	DEU	Arena E Team	DEU	69186 66518	IPK /TM/VEGA	8	7:55.609 8.196	58.316		26
12	▼ <sup>-5</sup> 322	Roman Meister	DEU	TB Racing Team	DEU	27196 38262	KR /IAME/VEGA	8	7:58.516 11.103	58.421	5 sec	25
13	▲ <sup>1</sup> 591	Milly Schulze	DEU	Arena E Team	DEU	51877 66518	Parolin /IAME/VEGA	8	7:59.496 12.083	58.547		24
14	▲ <sup>5</sup> 533	Luigi Catuogno	DEU	TR Motorsport	DEU	63826 1080519	KR /IAME/VEGA	8	8:00.204 12.791	58.628		23
15	▬ <sup>0</sup> 330	Oscar Beumers	DEU	Nees Racing	DEU	44755 67287	KR /IAME/VEGA	8	8:02.529 15.116	58.635		22
16	▼ <sup>-10</sup> 387	Alexander Brauckmann	DEU	Strohof Motorsport	DEU	50339 65839	KR /TM/VEGA	8	8:02.536 15.123	58.506		21
17	▼ <sup>-1</sup> 374	Nick Meyer	DEU	Strohof Motorsport	DEU	50144 65839	KR /TM/VEGA	8	8:03.244 15.831	58.706		20
18	▬ <sup>0</sup> 396	Loui van Gerrevink	DEU	F1 Motodrom/7L Performance	DEU	65916 65806	Tony Kart /TM/VEGA	8	8:03.468 16.055	58.786		19
19	▲ <sup>2</sup> 313	Luca Mattis Brixius	DEU	MAD Performance	DEU	65867 65514	Redspeed /IAME/VEGA	8	8:03.891 16.478	59.069		18
20	▼ <sup>-3</sup> 377	Julian Raabe	DEU	Mach1 Motorsport	DEU	66576 66429	Mach1 /TM/VEGA	8	8:05.020 17.607	58.689		17
21	▼ <sup>-1</sup> 310	Elias Dahmann	DEU	CRG Deutschland	DEU	65906 52600	CRG /TM/VEGA	8	8:08.063 20.650	59.494		16
22	▼ <sup>-14</sup> 306	Kris Leon Kalweit	DEU	Formula K SRP Factory Team	DEU	65866 48701	IPK /TM/VEGA	0	0.258 8 Laps			15

## Announcements

#322 time penalty 5 sec. (front fairing)

Timekeeper  
M. WagnerRace Director  
C. RÖßIGER

Page 1/1

These results are provisional until the conclusion of any judicial and technical matters!

K-15802/26

Printed: 25.04.2026 / 16:39

VEGA

## ADAC Kartrennen Mülsen

## Mini A-B

## Arena E Mülsen 1,315 Km

## Qualifying Heat 2

25.04.2026 16:10

## Race (6:00 and 1 Laps) started at 16:13:04

Lap	Time of Day	Lap Tm	Diff	S1 Tm	S2 Tm	S3 Tm	Lap	Time of Day	Lap Tm	Diff	S1 Tm	S2 Tm	S3 Tm
<b>(395) Albert Poulsen</b>							3	16:16:05.874	<b>1:00.099</b>	+1.866	26.708	16.052	17.339
1	16:14:04.437	<b>59.792</b>	+1.974	26.411	16.105	17.276	4	16:17:04.414	<b>58.540</b>	+0.307	25.557	15.828	17.155
2	16:15:03.239	<b>58.802</b>	+0.984	25.497	15.943	17.362	5	16:18:03.489	<b>59.075</b>	+0.842	25.455	16.319	17.301
3	16:16:01.662	<b>58.423</b>	+0.605	25.474	15.832	17.117	6	16:19:01.722	<b>58.233</b>		25.507	15.703	<b>17.023</b>
4	16:16:59.798	<b>58.136</b>	+0.318	25.354	15.688	<b>17.094</b>	7	16:20:00.244	<b>58.522</b>	+0.289	<b>25.273</b>	15.976	17.273
5	16:17:58.039	<b>58.241</b>	+0.423	25.238	15.748	17.255	8	16:20:59.121	<b>58.877</b>	+0.644	26.035	<b>15.634</b>	17.208
6	16:18:55.857	<b>57.818</b>		<b>25.072</b>	15.575	17.171	<b>(314) Vincent Oliver Rieso</b>						
7	16:19:54.195	<b>58.338</b>	+0.520	25.479	15.597	17.262	1	16:14:07.136	<b>1:01.625</b>	+3.391	27.874	16.597	17.154
8	16:20:52.031	<b>57.836</b>	+0.018	25.117	<b>15.554</b>	17.165	2	16:15:06.103	<b>58.967</b>	+0.733	25.553	16.155	17.259
<b>(329) Maddox Mason</b>							3	16:16:05.775	<b>59.672</b>	+1.438	26.154	16.119	17.399
1	16:14:03.902	<b>59.284</b>	+1.627	25.806	16.041	17.437	4	16:17:04.268	<b>58.493</b>	+0.259	25.532	15.862	17.099
2	16:15:02.730	<b>58.828</b>	+1.171	25.553	15.896	17.379	5	16:18:03.551	<b>59.283</b>	+1.049	25.380	16.304	17.599
3	16:16:01.518	<b>58.788</b>	+1.131	25.504	15.907	17.377	6	16:19:02.328	<b>58.777</b>	+0.543	25.640	16.183	<b>16.954</b>
4	16:16:59.805	<b>58.287</b>	+0.630	25.308	15.608	17.371	7	16:20:00.562	<b>58.234</b>		<b>25.342</b>	15.904	16.988
5	16:17:58.259	<b>58.454</b>	+0.797	25.699	15.783	16.972	8	16:20:59.176	<b>58.614</b>	+0.380	25.829	<b>15.779</b>	17.006
6	16:18:55.916	<b>57.657</b>		<b>25.030</b>	15.615	17.012	<b>(588) Maximilian Faber</b>						
7	16:19:54.681	<b>58.765</b>	+1.108	25.925	15.752	17.088	1	16:14:05.915	<b>1:00.916</b>	+2.637	27.340	16.274	17.302
8	16:20:52.343	<b>57.662</b>	+0.005	25.125	<b>15.571</b>	<b>16.966</b>	2	16:15:05.703	<b>59.788</b>	+1.509	26.148	16.292	17.348
<b>(323) Mikas Toro Lundsholm</b>							3	16:16:05.653	<b>59.950</b>	+1.671	26.069	16.119	17.762
1	16:14:05.056	<b>1:00.361</b>	+2.716	26.607	16.268	17.486	4	16:17:04.981	<b>59.328</b>	+1.049	26.143	15.925	17.260
2	16:15:03.513	<b>58.457</b>	+0.812	25.489	15.935	17.033	5	16:18:03.606	<b>58.625</b>	+0.346	25.238	16.118	17.269
3	16:16:01.723	<b>58.210</b>	+0.565	25.420	15.844	16.946	6	16:19:02.209	<b>58.603</b>	+0.324	25.378	15.952	17.273
4	16:17:00.073	<b>58.350</b>	+0.705	25.417	15.964	16.969	7	16:20:00.488	<b>58.279</b>		<b>25.070</b>	16.132	<b>17.077</b>
5	16:17:58.374	<b>58.301</b>	+0.656	25.524	15.801	16.976	8	16:20:59.566	<b>59.078</b>	+0.799	26.010	<b>15.869</b>	17.199
6	16:18:56.019	<b>57.645</b>		<b>25.006</b>	15.663	16.976	<b>(333) Lion Osaj</b>						
7	16:19:54.741	<b>58.722</b>	+1.077	25.903	15.778	17.041	1	16:14:05.605	<b>1:00.924</b>	+2.608	26.975	16.571	17.378
8	16:20:52.407	<b>57.666</b>	+0.021	25.179	<b>15.648</b>	<b>16.839</b>	2	16:15:05.161	<b>59.556</b>	+1.240	25.651	16.392	17.513
<b>(381) Ben Bernhard</b>							3	16:16:04.395	<b>59.234</b>	+0.918	25.662	16.011	17.561
1	16:14:07.077	<b>1:00.876</b>	+2.829	27.219	16.331	17.326	4	16:17:03.464	<b>59.069</b>	+0.753	25.532	15.996	17.541
2	16:15:05.840	<b>58.763</b>	+0.716	25.504	16.102	17.157	5	16:18:03.017	<b>59.553</b>	+1.237	25.915	16.360	17.278
3	16:16:05.468	<b>59.628</b>	+1.581	26.161	16.018	17.449	6	16:19:01.333	<b>58.316</b>		<b>25.215</b>	15.897	<b>17.204</b>
4	16:17:03.756	<b>58.288</b>	+0.241	25.370	15.827	17.091	7	16:20:00.192	<b>58.859</b>	+0.543	25.360	16.067	17.432
5	16:18:02.865	<b>59.109</b>	+1.062	25.693	16.115	17.301	8	16:21:00.227	<b>1:00.035</b>	+1.719	25.342	<b>15.665</b>	19.028
6	16:19:01.144	<b>58.279</b>	+0.232	<b>25.266</b>	15.914	17.099	<b>(322) Roman Meister</b>						
7	16:19:59.191	<b>58.047</b>		25.334	<b>15.672</b>	<b>17.041</b>	1	16:14:05.852	<b>1:01.028</b>	+2.607	27.189	16.475	17.364
8	16:20:58.200	<b>59.009</b>	+0.962	25.729	15.778	17.502	2	16:15:05.467	<b>59.615</b>	+1.194	25.673	16.229	17.713
<b>(394) Leo Klok</b>							3	16:16:04.602	<b>59.135</b>	+0.714	25.609	15.892	17.634
1	16:14:05.237	<b>1:00.478</b>	+2.710	26.815	16.470	17.193	4	16:17:03.361	<b>58.759</b>	+0.338	25.546	15.971	17.242
2	16:15:03.923	<b>58.686</b>	+0.918	25.655	15.951	17.080	5	16:18:02.024	<b>58.663</b>	+0.242	25.849	<b>15.687</b>	<b>17.127</b>
3	16:16:01.875	<b>57.952</b>	+0.184	25.350	15.646	16.956	6	16:19:00.445	<b>58.421</b>		<b>25.313</b>	15.824	17.284
4	16:17:06.271	<b>1:04.396</b>	+6.628	30.246	16.716	17.434	7	16:19:59.011	<b>58.566</b>	+0.145	25.425	15.828	17.313
5	16:18:04.039	<b>57.768</b>		25.219	15.633	<b>16.916</b>	8	16:20:58.134	<b>59.123</b>	+0.702	25.741	15.816	17.566
6	16:19:02.265	<b>58.226</b>	+0.458	25.223	15.846	17.157	<b>(591) Milly Schulze</b>						
7	16:20:00.161	<b>57.896</b>	+0.128	<b>25.061</b>	15.769	17.066	1	16:14:09.643	<b>1:04.301</b>	+5.754	29.253	17.589	17.459
8	16:20:58.268	<b>58.107</b>	+0.339	25.165	<b>15.611</b>	17.331	2	16:15:10.629	<b>1:00.986</b>	+2.439	26.718	16.690	17.578
<b>(312) Leandros Margaritis</b>							3	16:16:10.131	<b>59.502</b>	+0.955	25.770	16.195	17.537
1	16:14:06.467	<b>1:01.423</b>	+3.123	27.753	16.336	17.334	4	16:17:09.021	<b>58.890</b>	+0.343	25.528	16.094	17.268
2	16:15:05.561	<b>59.094</b>	+0.794	25.556	16.118	17.420	5	16:18:08.336	<b>59.315</b>	+0.768	26.104	16.029	<b>17.182</b>
3	16:16:05.576	<b>1:00.015</b>	+1.715	26.606	16.053	17.356	6	16:19:06.883	<b>58.547</b>		<b>25.316</b>	16.012	17.219
4	16:17:04.065	<b>58.489</b>	+0.189	25.602	<b>15.770</b>	<b>17.117</b>	7	16:20:05.541	<b>58.658</b>	+0.111	25.324	15.941	17.393
5	16:18:03.179	<b>59.114</b>	+0.814	25.461	16.293	17.360	8	16:21:04.114	<b>58.573</b>	+0.026	25.333	<b>15.884</b>	17.356
6	16:19:01.479	<b>58.300</b>		<b>25.136</b>	16.027	17.137	<b>(533) Luigi Catuogno</b>						
7	16:19:59.808	<b>58.329</b>	+0.029	25.239	15.954	17.136	1	16:14:09.579	<b>1:03.153</b>	+4.525	27.337	18.101	17.715
8	16:20:58.395	<b>58.587</b>	+0.287	25.208	15.777	17.602	2	16:15:09.869	<b>1:00.290</b>	+1.662	25.935	16.534	17.821
<b>(384) Matthias Cavulea</b>							3	16:16:09.636	<b>59.767</b>	+1.139	25.972	16.138	17.657
1	16:14:05.665	<b>1:00.606</b>	+2.112	26.750	16.554	<b>17.302</b>	4	16:17:08.956	<b>59.320</b>	+0.692	25.659	16.132	17.529
2	16:15:04.966	<b>59.301</b>	+0.807	25.673	16.227	17.401	5	16:18:08.223	<b>59.267</b>	+0.639	25.863	15.907	17.497
3	16:16:04.303	<b>59.337</b>	+0.843	25.668	16.093	17.576	6	16:19:06.851	<b>58.628</b>		<b>25.310</b>	<b>15.894</b>	17.424
4	16:17:03.212	<b>58.909</b>	+0.415	25.522	15.959	17.428	7	16:20:05.908	<b>59.057</b>	+0.429	25.727	15.913	<b>17.417</b>
5	16:18:01.873	<b>58.661</b>	+0.167	25.447	15.902	17.312	8	16:21:04.822	<b>58.914</b>	+0.286	25.485	15.979	17.450
6	16:19:00.367	<b>58.494</b>		25.386	<b>15.806</b>	17.302	<b>(330) Oscar Beumers</b>						
7	16:19:59.091	<b>58.724</b>	+0.230	<b>25.372</b>	15.858	17.494	1	16:14:11.048	<b>1:05.077</b>	+6.442	27.664	19.460	17.953
8	16:20:58.830	<b>59.739</b>	+1.245	25.482			2	16:15:12.102	<b>1:01.054</b>	+2.419	26.112	16.900	18.042
<b>(370) Noah Kim</b>							3	16:16:11.368	<b>59.266</b>	+0.631	25.956	15.987	17.323
1	16:14:06.608	<b>1:01.417</b>	+3.184	28.017	16.160	17.240	4	16:17:10.841	<b>59.473</b>	+0.838	25.973	16.127	17.373
2	16:15:05.775	<b>59.167</b>	+0.934	25.676	16.237	17.254	5	16:18:10.112	<b>59.271</b>	+0.636	25.681	16.113	17.477
							6	16:19:08.747	<b>58.635</b>		<b>25.590</b>	<b>15.755</b>	<b>17.290</b>

# ADAC Kartrennen Mülsen

Mini A-B

Arena E Mülsen 1,315 Km

Qualifying Heat 2

25.04.2026 16:10

Race (6:00 and 1 Laps) started at 16:13:04

Lap	Time of Day	Lap Tm	Diff	S1 Tm	S2 Tm	S3 Tm	Lap	Time of Day	Lap Tm	Diff	S1 Tm	S2 Tm	S3 Tm
7	16:20:08.051	<b>59.304</b>	+0.669	26.017	15.926	17.361							
8	16:21:07.147	<b>59.096</b>	+0.461	25.945	15.802	17.349							
<b>(387) Alexander Brauckmann</b>													
1	16:14:11.080	<b>1:06.301</b>	+7.795	31.829	16.603	17.869							
2	16:15:12.164	<b>1:01.084</b>	+2.578	26.657	16.526	17.901							
3	16:16:11.436	<b>59.272</b>	+0.766	25.977	16.142	<b>17.153</b>							
4	16:17:11.271	<b>59.835</b>	+1.329	26.189	16.378	17.268							
5	16:18:10.304	<b>59.033</b>	+0.527	<b>25.413</b>	16.100	17.520							
6	16:19:08.810	<b>58.506</b>		25.528	<b>15.806</b>	17.172							
7	16:20:08.031	<b>59.221</b>	+0.715	25.872	16.170	17.179							
8	16:21:07.154	<b>59.123</b>	+0.617	26.101	15.859	17.163							
<b>(374) Nick Meyer</b>													
1	16:14:10.494	<b>1:04.663</b>	+5.957	29.120	17.772	17.771							
2	16:15:11.874	<b>1:01.380</b>	+2.674	26.438	16.862	18.080							
3	16:16:11.168	<b>59.294</b>	+0.588	25.633	16.233	17.428							
4	16:17:11.236	<b>1:00.068</b>	+1.362	26.074	16.626	17.368							
5	16:18:10.665	<b>59.429</b>	+0.723	25.708	16.172	17.549							
6	16:19:10.078	<b>59.413</b>	+0.707	26.052	16.024	<b>17.337</b>							
7	16:20:09.156	<b>59.078</b>	+0.372	25.668	16.055	17.355							
8	16:21:07.862	<b>58.706</b>		<b>25.454</b>	<b>15.882</b>	17.370							
<b>(396) Loui van Gerrevink</b>													
1	16:14:09.285	<b>1:03.382</b>	+4.596	27.665	18.146	17.571							
2	16:15:10.542	<b>1:01.257</b>	+2.471	26.909	16.756	17.592							
3	16:16:10.605	<b>1:00.063</b>	+1.277	26.189	16.471	17.403							
4	16:17:10.483	<b>59.878</b>	+1.092	26.116	16.331	17.431							
5	16:18:10.194	<b>59.711</b>	+0.925	25.877	16.131	17.703							
6	16:19:09.827	<b>59.633</b>	+0.847	26.213	16.054	17.366							
7	16:20:09.300	<b>59.473</b>	+0.687	26.100	16.139	17.234							
8	16:21:08.086	<b>58.786</b>		<b>25.599</b>	<b>16.036</b>	<b>17.151</b>							
<b>(313) Luca Mattis Brixius</b>													
1	16:14:09.797	<b>1:03.310</b>	+4.241	28.089	17.852	17.369							
2	16:15:12.311	<b>1:02.514</b>	+3.445	27.165	16.926	18.423							
3	16:16:12.140	<b>59.829</b>	+0.760	26.021	16.254	17.554							
4	16:17:11.564	<b>59.424</b>	+0.355	25.822	16.210	17.392							
5	16:18:10.664	<b>59.100</b>	+0.031	<b>25.530</b>	16.223	17.347							
6	16:19:10.200	<b>59.536</b>	+0.467	26.132	16.152	17.252							
7	16:20:09.440	<b>59.240</b>	+0.171	26.126	<b>15.957</b>	<b>17.157</b>							
8	16:21:08.509	<b>59.069</b>		25.778	16.006	17.285							
<b>(377) Julian Raabe</b>													
1	16:14:15.276	<b>1:08.088</b>	+9.399	33.357	16.892	17.839							
2	16:15:15.341	<b>1:00.065</b>	+1.376	26.209	16.337	17.519							
3	16:16:14.339	<b>58.998</b>	+0.309	25.703	15.912	17.383							
4	16:17:13.588	<b>59.249</b>	+0.560	25.722	16.111	17.416							
5	16:18:12.277	<b>58.689</b>		25.653	<b>15.826</b>	<b>17.210</b>							
6	16:19:11.096	<b>58.819</b>	+0.130	<b>25.631</b>	15.896	17.292							
7	16:20:10.499	<b>59.403</b>	+0.714	25.878	16.258	17.267							
8	16:21:09.638	<b>59.139</b>	+0.450	25.678	16.067	17.394							
<b>(310) Elias Dahlmann</b>													
1	16:14:10.983	<b>1:04.776</b>	+5.282	28.074	18.639	18.063							
2	16:15:12.427	<b>1:01.444</b>	+1.950	26.775	16.733	17.936							
3	16:16:12.669	<b>1:00.242</b>	+0.748	26.340	16.177	17.725							
4	16:17:12.726	<b>1:00.057</b>	+0.563	26.342	16.055	17.660							
5	16:18:12.220	<b>59.494</b>		26.136	<b>15.773</b>	<b>17.585</b>							
6	16:19:11.924	<b>59.704</b>	+0.210	26.086	15.827	17.791							
7	16:20:12.707	<b>1:00.783</b>	+1.289	27.221	15.937	17.625							
8	16:21:12.681	<b>59.974</b>	+0.480	<b>26.003</b>	16.265	17.706							

## AKM Round 1

## Mini A-B

Mülsen (GER)

## Ranking after Heats

Pos. No.	Firstname	Lastname	Nat.		Nat.		Sponsor	Total points			Heat 1	Heat 2
			Dri	Entrant	Ent	Make		QP	PTS	Diff.		
1	329	Maddox	Mason	ZAF Lanari Racing Team	DEU	KR /IAME/VEGA		1	94		50	44
2	395	Albert	Poulsen	DNK Poulsen Motorsport	SWE	Parolin /TM/VEGA		2	94	0	44	50
3	323	Mikas	Toro Lundsholm	DNK AF competition	DNK	Parolin /TM/VEGA		4	79	15	38	41
4	394	Leo	Klok	DEU CRG Holland	NLD	CRG /TM/VEGA		5	77	17	41	36
5	381	Ben	Bernhard	DEU VM Energy Corse Germany	DEU	Energy Corse /IAME /VEGA		22	68	26	30	38
6	312	Leandros	Margaritis	DEU Michel Vacirca	NLD	CRG /TM/VEGA		11	66	28	32	34
7	333	Lion	Osaj	DEU Arena E Team	DEU	IPK /TM/VEGA		3	62	32	36	26
8	322	Roman	Meister	DEU TB Racing Team	DEU	KR /IAME/VEGA		7	59	35	34	25
9	384	Matthias	Cavulea	DEU CV Performance Group X JP Motorsport	DEU	KR /IAME/VEGA		10	59	35	27	32
10	330	Oscar	Beumers	DEU Nees Racing	DEU	KR /IAME/VEGA		15	50	44	28	22
11	533	Luigi	Catuogno	DEU TR Motorsport	DEU	KR /IAME/VEGA		19	49	45	26	23
12	387	Alexander	Brauckmann	DEU Strohof Motorsport	DEU	KR /TM/VEGA		6	46	48	25	21
13	588	Maximilian	Faber	DEU TR Motorsport	DEU	KR /IAME/VEGA		9	45	49	18	27
14	370	Noah	Kim	DEU Yongwhan Kim	DEU	Tony Kart /TM/VEGA		12	45	49	15	30
15	314	Vincent Oliver	Rieso	DEU ADAC Ostwestfalen-Lippe e.V.	DEU	Mach1 /TM/VEGA		13	45	49	17	28
16	591	Milly	Schulze	DEU Arena E Team	DEU	Parolin /IAME/VEGA		14	45	49	21	24
17	374	Nick	Meyer	DEU Strohof Motorsport	DEU	KR /TM/VEGA		16	43	51	23	20
18	306	Kris Leon	Kalweit	DEU Formula K SRP Factory Team	DEU	IPK /TM/VEGA		8	39	55	24	15
19	377	Julian	Raabe	DEU Mach1 Motorsport	DEU	Mach1 /TM/VEGA		17	39	55	22	17
20	396	Loui	van Gerrevink	DEU F1 Motodrom/7L Performance	DEU	Tony Kart /TM/VEGA		18	38	56	19	19
21	310	Elias	Dahlmann	DEU CRG Deutschland	DEU	CRG /TM/VEGA		20	36	58	20	16
22	313	Luca Mattis	Brixius	DEU MAD Performance	DEU	Redspeed /IAME/VEGA		21	34	60	16	18

**Announcements:** These results are provisional until the conclusion of any judicial and technical matters

Racedirector Camillo RÖßIGER:



Timekeeping Meik Wagner:



Printed: 25.04.2026 16:41

Posted at: h

AKM Round 1  
Class: Mini A-B  
Date/Time: 26.04.2026 10:45

Track: Mülsen (GER)  
Heat: Superheat  
Laps: 8 minutes + 1 lap

Edition 1

	35	18		36
	33	17		34
	31	16		32
	29	15		30
	27	14		28
	25	13		26
	23	12		24
Elias Dahlmann	<b>310</b>	11	Luca Mattis Brixius	<b>313</b>
	21			22
Julian Raabe	<b>377</b>	10	Loui van Gerrevink	<b>396</b>
	19			20
Nick Meyer	<b>374</b>	9	Kris Leon Kalweit	<b>306</b>
	17			18
Vincent Oliver Rieso	<b>314</b>	8	Milly Schulze	<b>591</b>
	15			16
Maximilian Faber	<b>588</b>	7	Noah Kim	<b>370</b>
	13			14
Luigi Catuogno	<b>533</b>	6	Alexander Brauckmann	<b>387</b>
	11			12
Matthias Cavulea	<b>384</b>	5	Oscar Beumers	<b>330</b>
	9			10
Lion Osaj	<b>333</b>	4	Roman Meister	<b>322</b>
	7			8
Ben Bernhard	<b>381</b>	3	Leandros Margaritis	<b>312</b>
	5			6
Mikas Toro Lundsholm	<b>323</b>	2	Leo Klok	<b>394</b>
	3			4
Maddox Mason	<b>329</b>	1	Albert Poulsen	<b>395</b>
	1			2

Pole Position

Row

printed 25.04.2026 16:41

## ADAC Kartrennen Mülsen

## Mini A-B / Qualifying Heat 2 Revision 1

Track: Arena E Mülsen - 1.315 km

Race Started: 16:13:04

Best Lap by: 323 - Mikas Toro Lundsholm - 57.645

Rank	#	Driver	Nat	Sponsor Competitor	Nat	Driver-License Com-License	Equipment	laps	T. Time Diff	Best Lap	Penalty	Points
1	395	Albert Poulsen		Poulsen Motorsport		98384 1212	Parolin /TM/VEGA	8	7:47.413	57.818		50
2	329	Maddox Mason		Lanari Racing Team		20875 66815	KR /IAME/VEGA	8	7:47.725 0.312	57.657		44
3	323	Mikas Toro Lundsholm		AF competition		122348 69724	Parolin /TM/VEGA	8	7:47.789 0.376	57.645		41
4	381	Ben Bernhard		VM Energy Corse Germany		48979 39300	Energy Corse /IAME /VEGA	8	7:53.582 6.169	58.047		38
5	394	Leo Klok		CRG Holland		52623 15521010	CRG /TM/VEGA	8	7:53.650 6.237	57.768		36
6	312	Leandros Margaritis		Michel Vacirca		67267 15521010	CRG /TM/VEGA	8	7:53.777 6.364	58.300		34
7	384	Matthias Cavulea		CV Performance Group X JP Motorsport		50142 38321	KR /IAME/VEGA	8	7:54.212 6.799	58.494		32
8	370	Noah Kim		Yongwhan Kim		65051 64986	Tony Kart /TM/VEGA	8	7:54.503 7.090	58.233		30
9	314	Vincent Oliver Rieso		ADAC Ostwestfalen-Lippe e.V.		65884 40281	Mach1 /TM/VEGA	8	7:54.558 7.145	58.234		28
10	588	Maximilian Faber		TR Motorsport		48947 42809	KR /IAME/VEGA	8	7:54.948 7.535	58.279		27
11	333	Lion Osaj		Arena E Team		69186 66518	IPK /TM/VEGA	8	7:55.609 8.196	58.316		26
12	591	Milly Schulze		Arena E Team		51877 66518	Parolin /IAME/VEGA	8	7:59.496 12.083	58.547		25
13	533	Luigi Catuogno		TR Motorsport		63826 1080519	KR /IAME/VEGA	8	8:00.204 12.791	58.628		24
14	330	Oscar Beumers		Nees Racing		44755 67287	KR /IAME/VEGA	8	8:02.529 15.116	58.635		23
15	387	Alexander Brauckmann		Strohof Motorsport		50339 65839	KR /TM/VEGA	8	8:02.536 15.123	58.506		22
16	374	Nick Meyer		Strohof Motorsport		50144 65839	KR /TM/VEGA	8	8:03.244 15.831	58.706		21
17	396	Loui van Gerrevink		F1 Motodrom/7L Performance		65916 65806	Tony Kart /TM/VEGA	8	8:03.468 16.055	58.786		20
18	322	Roman Meister		TB Racing Team		27196 38262	KR /IAME/VEGA	8	8:03.516 16.103	58.421	10 sec	19
19	313	Luca Mattis Brixius		MAD Performance		65867 65514	Redspeed /IAME/VEGA	8	8:03.891 16.478	59.069		18
20	377	Julian Raabe		Mach1 Motorsport		66576 66429	Mach1 /TM/VEGA	8	8:05.020 17.607	58.689		17
21	310	Elias Dahmann		CRG Deutschland		65906 52600	CRG /TM/VEGA	8	8:08.063 20.650	59.494		16
22	306	Kris Leon Kalweit		Formula K SRP Factory Team		65866 48701	IPK /TM/VEGA	0	0.258 8 Laps			15

## Announcements

#322 time penalty 5 sec. (front fairing)

#322 +5 sec. time penalty (pushing)

Timekeeper  
M. WagnerRace Director  
C. RÖßIGER

Page 1/1

These results are provisional until the conclusion of any judicial and technical matters!

K-15802/26

Printed: 25.04.2026 / 16:51

VEGA

## AKM Round 1

Mini A-B Revision 1 Mülsen (GER)

## Ranking after Heats

Pos. No.	Firstname	Lastname	Nat.		Nat.		Sponsor	Total points			Heat 1	Heat 2
			Dri	Entrant	Ent	Make		QP	PTS	Diff.		
1	329	Maddox	Mason	ZAF Lanari Racing Team	DEU	KR /IAME/VEGA		1	94		50	44
2	395	Albert	Poulsen	DNK Poulsen Motorsport	SWE	Parolin /TM/VEGA		2	94	0	44	50
3	323	Mikas	Toro Lundsholm	DNK AF competition	DNK	Parolin /TM/VEGA		4	79	15	38	41
4	394	Leo	Klok	DEU CRG Holland	NLD	CRG /TM/VEGA		5	77	17	41	36
5	381	Ben	Bernhard	DEU VM Energy Corse Germany	DEU	Energy Corse /IAME /VEGA		22	68	26	30	38
6	312	Leandros	Margaritis	DEU Michel Vacirca	NLD	CRG /TM/VEGA		11	66	28	32	34
7	333	Lion	Osaj	DEU Arena E Team	DEU	IPK /TM/VEGA		3	62	32	36	26
8	384	Matthias	Cavulea	DEU CV Performance Group X JP Motorsport	DEU	KR /IAME/VEGA		10	59	35	27	32
9	322	Roman	Meister	DEU TB Racing Team	DEU	KR /IAME/VEGA		7	53	41	34	19
10	330	Oscar	Beumers	DEU Nees Racing	DEU	KR /IAME/VEGA		15	51	43	28	23
11	533	Luigi	Catuogno	DEU TR Motorsport	DEU	KR /IAME/VEGA		19	50	44	26	24
12	387	Alexander	Brauckmann	DEU Strohof Motorsport	DEU	KR /TM/VEGA		6	47	47	25	22
13	591	Milly	Schulze	DEU Arena E Team	DEU	Parolin /IAME/VEGA		14	46	48	21	25
14	588	Maximilian	Faber	DEU TR Motorsport	DEU	KR /IAME/VEGA		9	45	49	18	27
15	370	Noah	Kim	DEU Yongwhan Kim	DEU	Tony Kart /TM/VEGA		12	45	49	15	30
16	314	Vincent Oliver	Rieso	DEU ADAC Ostwestfalen-Lippe e.V.	DEU	Mach1 /TM/VEGA		13	45	49	17	28
17	374	Nick	Meyer	DEU Strohof Motorsport	DEU	KR /TM/VEGA		16	44	50	23	21
18	306	Kris Leon	Kalweit	DEU Formula K SRP Factory Team	DEU	IPK /TM/VEGA		8	39	55	24	15
19	377	Julian	Raabe	DEU Mach1 Motorsport	DEU	Mach1 /TM/VEGA		17	39	55	22	17
20	396	Loui	van Gerrevink	DEU F1 Motodrom/7L Performance	DEU	Tony Kart /TM/VEGA		18	39	55	19	20
21	310	Elias	Dahlmann	DEU CRG Deutschland	DEU	CRG /TM/VEGA		20	36	58	20	16
22	313	Luca Mattis	Brixius	DEU MAD Performance	DEU	Redspeed /IAME/VEGA		21	34	60	16	18

**Announcements:** These results are provisional until the conclusion of any judicial and technical matters

Racedirector Camillo RÖßIGER:



Timekeeping Meik Wagner:



Printed: 25.04.2026 16:54

Posted at: h

AKM Round 1  
Class: Mini A-B  
Date/Time: 26.04.2026 10:45

Track: Mülsen (GER)  
Heat: Superheat  
Laps: 8 minutes + 1 lap

Edition 2

	35	18		36
	33	17		34
	31	16		32
	29	15		30
	27	14		28
	25	13		26
	23	12		24
Elias Dahlmann	<b>310</b> 21	11	Luca Mattis Brixius	<b>313</b> 22
CRG /TM/VEGA			Redspeed /IAME/VEGA	
Julian Raabe	<b>377</b> 19	10	Loui van Gerrevink	<b>396</b> 20
Mach1 /TM/VEGA			Tony Kart /TM/VEGA	
Nick Meyer	<b>374</b> 17	9	Kris Leon Kalweit	<b>306</b> 18
KR /TM/VEGA			IPK /TM/VEGA	
Noah Kim	<b>370</b> 15	8	Vincent Oliver Rieso	<b>314</b> 16
Tony Kart /TM/VEGA			Mach1 /TM/VEGA	
Milly Schulze	<b>591</b> 13	7	Maximilian Faber	<b>588</b> 14
Parolin /IAME/VEGA			KR /IAME/VEGA	
Luigi Catuogno	<b>533</b> 11	6	Alexander Brauckmann	<b>387</b> 12
KR /IAME/VEGA			KR /TM/VEGA	
Roman Meister	<b>322</b> 9	5	Oscar Beumers	<b>330</b> 10
KR /IAME/VEGA			KR /IAME/VEGA	
Lion Osaj	<b>333</b> 7	4	Matthias Cavulea	<b>384</b> 8
IPK /TM/VEGA			KR /IAME/VEGA	
Ben Bernhard	<b>381</b> 5	3	Leandros Margaritis	<b>312</b> 6
Energy Corse /IAME /VEGA			CRG /TM/VEGA	
Mikas Toro Lundsholm	<b>323</b> 3	2	Leo Klok	<b>394</b> 4
Parolin /TM/VEGA			CRG /TM/VEGA	
Maddox Mason	<b>329</b> 1	1	Albert Poulsen	<b>395</b> 2
KR /IAME/VEGA			Parolin /TM/VEGA	

Pole Position

Row

printed 25.04.2026 16:54

## ADAC Kartrennen Mülsen

## Mini A-B / Warm Up Super Heat

Track: Arena E Mülsen - 1.315 km

Session Started: 8:45:01

Best Lap by: 394 - Leo Klok - 57.920

Rank	#	Driver	Nat	Sponsor Competitor	Nat	Driver-License Com-License	Equipment	laps	Best Lap	Diff	In Lap	Penalty
1	394	Leo Klok	DEU	CRG Holland	NLD	52623 15521010	CRG /TM/VEGA	9	57.920		8	
2	323	Mikias Toro Lundsholm	DNK	AF competition	DNK	122348 69724	Parolin /TM/VEGA	9	58.506	0.586	9	
3	333	Lion Osaj	DEU	Arena E Team	DEU	69186 66518	IPK /TM/VEGA	9	58.515	0.595	7	
4	395	Albert Poulsen	DNK	Poulsen Motorsport	SWE	98384 1212	Parolin /TM/VEGA	8	58.579	0.659	8	
5	329	Maddox Mason	ZAF	Lanari Racing Team	DEU	20875 66815	KR /IAME/VEGA	7	58.613	0.693	6	
6	322	Roman Meister	DEU	TB Racing Team	DEU	27196 38262	KR /IAME/VEGA	9	58.814	0.894	9	
7	370	Noah Kim	DEU	Yongwhan Kim	DEU	65051 64986	Tony Kart /TM/VEGA	9	58.841	0.921	6	
8	588	Maximilian Faber	DEU	TR Motorsport	DEU	48947 42809	KR /IAME/VEGA	9	58.842	0.922	9	
9	381	Ben Bernhard	DEU	VM Energy Corse Germany	DEU	48979 39300	Energy Corse /IAME/VEGA	9	58.933	1.013	7	
10	384	Matthias Cavulea	DEU	CV Performance Group X JP Motorsport	DEU	50142 38321	KR /IAME/VEGA	9	59.010	1.090	9	
11	330	Oscar Beumers	DEU	Nees Racing	DEU	44755 67287	KR /IAME/VEGA	9	59.117	1.197	8	
12	533	Luigi Catuogno	DEU	TR Motorsport	DEU	63826 1080519	KR /IAME/VEGA	9	59.185	1.265	8	
13	312	Leandros Margaritis	DEU	Michel Vacirca	NLD	67267 15521010	CRG /TM/VEGA	8	59.281	1.361	7	
14	591	Milly Schulze	DEU	Arena E Team	DEU	51877 66518	Parolin /IAME/VEGA	8	59.291	1.371	8	
15	387	Alexander Brauckmann	DEU	Strohof Motorsport	DEU	50339 65839	KR /TM/VEGA	9	59.404	1.484	7	
16	306	Kris Leon Kalweit	DEU	Formula K SRP Factory Team	DEU	65866 48701	IPK /TM/VEGA	9	59.781	1.861	8	
17	377	Julian Raabe	DEU	Mach1 Motorsport	DEU	66576 66429	Mach1 /TM/VEGA	9	59.951	2.031	8	
18	310	Elias Dahlmann	DEU	CRG Deutschland	DEU	65906 52600	CRG /TM/VEGA	8	1:00.102	2.182	6	
19	374	Nick Meyer	DEU	Strohof Motorsport	DEU	50144 65839	KR /TM/VEGA	8	1:00.285	2.365	6	
20	313	Luca Mattis Brixius	DEU	MAD Performance	DEU	65867 65514	Redspeed /IAME/VEGA	7	1:00.803	2.883	7	
21	396	Loui van Gerrevink	DEU	F1 Motodrom/7L Performance	DEU	65916 65806	Tony Kart /TM/VEGA	8	1:00.944	3.024	6	
22	314	Vincent Oliver Rieso	DEU	ADAC Ostwestfalen-Lippe e.V.	DEU	65884 40281	Mach1 /TM/VEGA	4	1:04.760	6.840	4	

Timekeeper  
M. WagnerRace Director  
C. RÖßIGER

Page 1/1

These results are provisional until the conclusion of any judicial and technical matters!

K-15802/26

Printed: 26.04.2026 / 08:56

VEGA

# ADAC Kartrennen Mülsen

## Mini A-B

## Arena E Mülsen 1,315 Km

### Warm Up Super Heat

26.04.2026 08:45

### Practice (10:00 Time) started at 8:45:01

Lap	Time of Day	Lap Tm	Diff	S1 Tm	S2 Tm	S3 Tm
<b>(394) Leo Klok</b>						
1	8:47:22.355	<b>59.452</b>	+1.532	25.846	16.334	17.272
2	8:48:21.460	<b>59.105</b>	+1.185	25.681	16.168	17.256
3	8:49:20.789	<b>59.329</b>	+1.409	25.642	16.302	17.385
4	8:50:19.548	<b>58.759</b>	+0.839	25.626	15.935	17.198
5	8:51:23.877	<b>1:04.329</b>	+6.409	31.235	16.083	17.011
6	8:52:22.261	<b>58.384</b>	+0.464	25.609	15.856	<b>16.919</b>
7	8:53:20.383	<b>58.122</b>	+0.202	25.442	15.751	16.929
8	8:54:18.303	<b>57.920</b>		25.305	<b>15.657</b>	16.958
9	8:55:16.235	<b>57.932</b>	+0.012	<b>25.285</b>	15.670	16.977

Lap	Time of Day	Lap Tm	Diff	S1 Tm	S2 Tm	S3 Tm
<b>(588) Maximilian Faber</b>						
1	8:47:29.468	<b>1:02.527</b>	+3.685	26.236	17.284	19.007
2	8:48:29.122	<b>59.654</b>	+0.812	25.882	16.479	17.293
3	8:49:28.637	<b>59.515</b>	+0.673	25.918	16.221	17.376
4	8:50:28.365	<b>59.728</b>	+0.886	26.010	16.128	17.590
5	8:51:28.866	<b>1:00.501</b>	+1.659	25.989	16.022	18.490
6	8:52:27.868	<b>59.002</b>	+0.160	<b>25.505</b>	16.112	17.385
7	8:53:27.398	<b>59.530</b>	+0.688	26.141	16.118	17.271
8	8:54:26.675	<b>59.277</b>	+0.435	26.014	16.125	<b>17.138</b>
9	8:55:25.517	<b>58.842</b>		25.671	<b>16.004</b>	17.167

Lap	Time of Day	Lap Tm	Diff	S1 Tm	S2 Tm	S3 Tm
<b>(323) Mikas Toro Lundsholm</b>						
1	8:47:29.200	<b>1:00.627</b>	+2.121	26.300	16.586	17.741
2	8:48:29.023	<b>59.823</b>	+1.317	25.844	16.567	17.412
3	8:49:28.204	<b>59.181</b>	+0.675	25.809	16.224	17.148
4	8:50:27.314	<b>59.110</b>	+0.604	25.826	16.091	17.193
5	8:51:26.436	<b>59.122</b>	+0.616	25.801	16.059	17.262
6	8:52:26.295	<b>59.859</b>	+1.353	26.449	16.102	17.308
7	8:53:25.142	<b>58.847</b>	+0.341	25.787	<b>15.872</b>	17.188
8	8:54:23.873	<b>58.731</b>	+0.225	25.542	16.027	17.162
9	8:55:22.379	<b>58.506</b>		<b>25.540</b>	15.897	<b>17.069</b>

Lap	Time of Day	Lap Tm	Diff	S1 Tm	S2 Tm	S3 Tm
<b>(381) Ben Bernhard</b>						
1	8:47:25.856	<b>1:00.541</b>	+1.608	26.343	16.637	17.561
2	8:48:25.622	<b>59.766</b>	+0.833	25.920	16.434	17.412
3	8:49:25.303	<b>59.681</b>	+0.748	26.098	16.291	17.292
4	8:50:24.675	<b>59.372</b>	+0.439	25.737	16.369	17.266
5	8:51:24.580	<b>59.905</b>	+0.972	26.450	16.252	17.203
6	8:52:23.743	<b>59.163</b>	+0.230	<b>25.597</b>	16.318	17.248
7	8:53:22.676	<b>58.933</b>		25.645	16.152	17.136
8	8:54:21.860	<b>59.184</b>	+0.251	25.649	<b>16.105</b>	17.430
9	8:55:20.910	<b>59.050</b>	+0.117	25.713	16.243	<b>17.094</b>

Lap	Time of Day	Lap Tm	Diff	S1 Tm	S2 Tm	S3 Tm
<b>(333) Lion Osaj</b>						
1	8:47:51.524	<b>1:07.406</b>	+8.891	30.798	18.179	18.429
2	8:48:50.895	<b>59.371</b>	+0.856	25.705	16.302	17.364
3	8:49:50.103	<b>59.208</b>	+0.693	25.471	16.136	17.601
4	8:50:49.598	<b>59.495</b>	+0.980	25.809	16.090	17.596
5	8:51:48.671	<b>59.073</b>	+0.558	25.855	15.950	17.268
6	8:52:47.545	<b>58.874</b>	+0.359	25.505	16.034	17.335
7	8:53:46.060	<b>58.515</b>		25.483	<b>15.854</b>	<b>17.178</b>
8	8:54:46.164	<b>1:00.104</b>	+1.589	<b>25.334</b>	16.949	17.821
9	8:55:44.747	<b>58.583</b>	+0.068	25.428	15.959	17.196

Lap	Time of Day	Lap Tm	Diff	S1 Tm	S2 Tm	S3 Tm
<b>(384) Matthias Cavulea</b>						
1	8:47:28.101	<b>1:01.784</b>	+2.774	26.369	17.364	18.051
2	8:48:27.989	<b>59.888</b>	+0.878	25.926	16.363	17.599
3	8:49:28.208	<b>1:00.219</b>	+1.209	26.060	16.500	17.659
4	8:50:28.078	<b>59.870</b>	+0.860	26.003	16.474	17.393
5	8:51:28.050	<b>59.972</b>	+0.962	<b>25.839</b>	16.320	17.813
6	8:52:27.805	<b>59.755</b>	+0.745	26.070	16.245	17.440
7	8:53:27.337	<b>59.532</b>	+0.522	25.852	16.358	17.322
8	8:54:26.611	<b>59.274</b>	+0.264	25.845	16.168	17.261
9	8:55:25.621	<b>59.010</b>		25.842	<b>16.071</b>	<b>17.097</b>

Lap	Time of Day	Lap Tm	Diff	S1 Tm	S2 Tm	S3 Tm
<b>(395) Albert Poulsen</b>						
1	8:47:25.502	<b>1:00.470</b>	+1.891	26.368	16.613	17.489
2	8:48:24.921	<b>59.419</b>	+0.840	25.876	16.159	17.384
3	8:49:24.926	<b>1:00.005</b>	+1.426	25.746		
4	8:50:24.289	<b>59.363</b>	+0.784	25.754	16.256	17.353
5	8:51:23.902	<b>59.613</b>	+1.034	26.279	16.028	17.306
6	8:52:22.806	<b>58.904</b>	+0.325	25.781	15.973	<b>17.150</b>
7	8:53:21.589	<b>58.783</b>	+0.204	25.628	15.931	17.224
8	8:54:20.168	<b>58.579</b>		25.588	<b>15.793</b>	17.198

Lap	Time of Day	Lap Tm	Diff	S1 Tm	S2 Tm	S3 Tm
<b>(330) Oscar Beumers</b>						
1	8:47:30.505	<b>1:03.184</b>	+4.067	26.695	16.756	19.733
2	8:48:31.016	<b>1:00.511</b>	+1.394	26.392	16.453	17.666
3	8:49:31.387	<b>1:00.371</b>	+1.254	26.034	16.517	17.820
4	8:50:31.542	<b>1:00.155</b>	+1.038	26.235	16.323	17.597
5	8:51:31.290	<b>59.748</b>	+0.631	26.000	16.187	17.561
6	8:52:30.830	<b>59.540</b>	+0.423	25.827	16.210	17.503
7	8:53:30.194	<b>59.364</b>	+0.247	25.758	16.195	17.411
8	8:54:29.311	<b>59.117</b>		25.813	<b>16.021</b>	<b>17.283</b>
9	8:55:28.689	<b>59.378</b>	+0.261	<b>25.688</b>	16.133	17.557

Lap	Time of Day	Lap Tm	Diff	S1 Tm	S2 Tm	S3 Tm
<b>(329) Maddox Mason</b>						
1	8:47:24.618	<b>1:00.288</b>	+1.675	26.284	16.481	17.523
2	8:48:24.009	<b>59.391</b>	+0.778	25.902	16.148	17.341
3	8:49:24.710	<b>1:00.701</b>	+2.088	27.046	16.073	17.582
4	8:50:23.773	<b>59.063</b>	+0.450	25.745	16.020	17.298
5	8:51:22.538	<b>58.765</b>	+0.152	25.605	15.809	17.351
6	8:52:21.151	<b>58.613</b>		25.585	15.821	17.207
7	8:53:19.832	<b>58.681</b>	+0.068	25.621	15.858	<b>17.202</b>

Lap	Time of Day	Lap Tm	Diff	S1 Tm	S2 Tm	S3 Tm
<b>(533) Luigi Catuogno</b>						
1	8:47:31.577	<b>1:01.734</b>	+2.549	26.523	16.614	18.597
2	8:48:31.982	<b>1:00.405</b>	+1.220	26.407	16.458	17.540
3	8:49:31.431	<b>59.449</b>	+0.264	25.707	16.354	<b>17.388</b>
4	8:50:31.256	<b>59.825</b>	+0.640	25.872	16.392	17.561
5	8:51:31.046	<b>59.790</b>	+0.605	25.789	16.346	17.655
6	8:52:30.649	<b>59.603</b>	+0.418	25.949	16.133	17.521
7	8:53:30.011	<b>59.362</b>	+0.177	25.694	16.213	17.455
8	8:54:29.196	<b>59.185</b>		25.710	<b>16.079</b>	17.396
9	8:55:28.897	<b>59.701</b>	+0.516	<b>25.655</b>	16.181	17.865

Lap	Time of Day	Lap Tm	Diff	S1 Tm	S2 Tm	S3 Tm
<b>(322) Roman Meister</b>						
1	8:47:26.165	<b>1:00.052</b>	+1.238	26.100	16.518	17.434
2	8:48:25.690	<b>59.525</b>	+0.711	25.980	16.177	17.368
3	8:49:25.056	<b>59.366</b>	+0.552	25.831	16.145	17.390
4	8:50:24.345	<b>59.289</b>	+0.475	25.808	16.323	<b>17.158</b>
5	8:51:24.443	<b>1:00.098</b>	+1.284	26.390	16.410	17.298
6	8:52:23.521	<b>59.078</b>	+0.264	25.656	16.147	17.275
7	8:53:22.606	<b>59.085</b>	+0.271	25.697	16.086	17.302
8	8:54:21.972	<b>59.366</b>	+0.552	26.103	<b>16.002</b>	17.261
9	8:55:20.786	<b>58.814</b>		<b>25.574</b>	16.008	17.232

Lap	Time of Day	Lap Tm	Diff	S1 Tm	S2 Tm	S3 Tm
<b>(312) Leandros Margaritis</b>						
1	8:48:36.161	<b>1:00.257</b>	+0.976	26.005	16.684	17.568
2	8:49:36.436	<b>1:00.275</b>	+0.994	26.147	16.547	17.581
3	8:50:35.919	<b>59.483</b>	+0.202	25.799	<b>16.244</b>	17.440
4	8:51:40.494	<b>1:04.575</b>	+5.294	30.372	16.413	17.790
5	8:52:40.562	<b>1:00.068</b>	+0.787	26.199	16.329	17.540
6	8:53:40.207	<b>59.645</b>	+0.364	25.913	16.291	17.441
7	8:54:39.488	<b>59.281</b>		<b>25.618</b>	16.274	17.389
8	8:55:38.874	<b>59.386</b>	+0.105	25.698	16.360	<b>17.328</b>

Lap	Time of Day	Lap Tm	Diff	S1 Tm	S2 Tm	S3 Tm
<b>(370) Noah Kim</b>						
1	8:47:31.160	<b>1:04.904</b>	+6.063	26.656	17.208	21.040
2	8:48:33.916	<b>1:02.756</b>	+3.915	28.734	16.453	17.569
3	8:49:33.925	<b>1:00.009</b>	+1.168	26.139	16.408	17.462
4	8:50:33.358	<b>59.433</b>	+0.592	25.930	16.162	17.341
5	8:51:32.530	<b>59.172</b>	+0.331	25.856	16.054	17.262
6	8:52:31.371	<b>58.841</b>		<b>25.532</b>	16.068	17.241
7	8:53:30.258	<b>58.887</b>	+0.046	25.715	<b>15.962</b>	<b>17.210</b>
8	8:54:29.397	<b>59.139</b>	+0.298	25.883	16.044	17.212
9	8:55:28.718	<b>59.321</b>	+0.480	25.782	16.163	17.376

Lap	Time of Day	Lap Tm	Diff	S1 Tm	S2 Tm	S3 Tm
<b>(591) Milly Schulze</b>						
1	8:47:39.869	<b>1:12.865</b>	+13.574	26.469	17.196	29.200
2	8:48:40.503	<b>1:00.634</b>	+1.343	26.400	16.586	17.648
3	8:49:41.228	<b>1:00.725</b>	+1.434	26.356		

# ADAC Kartrennen Mülsen

Mini A-B

Arena E Mülsen 1,315 Km

Warm Up Super Heat

26.04.2026 08:45

Practice (10:00 Time) started at 8:45:01

Lap	Time of Day	Lap Tm	Diff	S1 Tm	S2 Tm	S3 Tm
8	8:54:42.720	<b>59.291</b>		<b>25.592</b>	16.193	17.506

(387) Alexander Brauckmann

1	8:47:43.286	<b>1:01.348</b>	+1.944	27.060	16.689	17.599
2	8:48:45.719	<b>1:02.433</b>	+3.029	26.795	17.877	17.761
3	8:49:46.013	<b>1:00.294</b>	+0.890	26.184	16.485	17.625
4	8:50:46.012	<b>59.999</b>	+0.595	26.139	16.257	17.603
5	8:51:45.948	<b>59.936</b>	+0.532	26.153	16.328	17.455
6	8:52:45.519	<b>59.571</b>	+0.167	26.000	16.130	17.441
7	8:53:44.923	<b>59.404</b>		<b>25.968</b>	<b>16.067</b>	<b>17.369</b>
8	8:54:46.304	<b>1:01.381</b>	+1.977	26.340	16.992	18.049
9	8:55:46.072	<b>59.768</b>	+0.364	26.001	16.184	17.583

(306) Kris Leon Kalweit

1	8:47:31.835	<b>1:02.059</b>	+2.278	27.016	16.993	18.050
2	8:48:32.443	<b>1:00.608</b>	+0.827	26.435	16.614	17.559
3	8:49:32.616	<b>1:00.173</b>	+0.392	<b>25.904</b>	16.648	17.621
4	8:50:33.089	<b>1:00.473</b>	+0.692	26.229	16.648	17.596
5	8:51:33.544	<b>1:00.455</b>	+0.674	26.520	16.387	17.548
6	8:52:34.280	<b>1:00.736</b>	+0.955	26.477	16.699	17.560
7	8:53:34.495	<b>1:00.215</b>	+0.434	26.189	16.472	17.554
8	8:54:34.276	<b>59.781</b>		26.004	<b>16.264</b>	<b>17.513</b>
9	8:55:34.111	<b>59.835</b>	+0.054	25.908	16.304	17.623

(377) Julian Raabe

1	8:47:38.094	<b>1:02.953</b>	+3.002	27.586	17.297	18.070
2	8:48:40.076	<b>1:01.982</b>	+2.031	27.072	17.005	17.905
3	8:49:41.158	<b>1:01.082</b>	+1.131	26.677	16.715	17.690
4	8:50:41.824	<b>1:00.666</b>	+0.715	26.293	16.624	17.749
5	8:51:42.503	<b>1:00.679</b>	+0.728	26.606	16.435	17.638
6	8:52:42.861	<b>1:00.358</b>	+0.407	26.168	16.649	17.541
7	8:53:43.561	<b>1:00.700</b>	+0.749	26.434	16.541	17.725
8	8:54:43.512	<b>59.951</b>		26.075	<b>16.373</b>	<b>17.503</b>
9	8:55:43.487	<b>59.975</b>	+0.024	<b>25.926</b>	16.412	17.637

(310) Elias Dahlmann

1	8:47:46.555	<b>1:02.752</b>	+2.650	27.833	16.682	18.237
2	8:48:47.479	<b>1:00.924</b>	+0.822	26.718	16.411	17.795
3	8:49:50.043	<b>1:02.564</b>	+2.462	27.197	17.281	18.086
4	8:50:51.728	<b>1:01.685</b>	+1.583	27.194	16.592	17.899
5	8:51:52.210	<b>1:00.482</b>	+0.380	26.350	<b>16.351</b>	17.781
6	8:52:52.312	<b>1:00.102</b>		25.962	16.471	<b>17.669</b>
7	8:53:54.063	<b>1:01.751</b>	+1.649	26.784	16.938	18.029
8	8:54:55.365	<b>1:01.302</b>	+1.200	26.874	16.720	17.708

(374) Nick Meyer

1	8:47:45.725	<b>1:02.214</b>	+1.929	27.274	16.952	17.988
2	8:48:46.926	<b>1:01.201</b>	+0.916	26.503	16.896	17.802
3	8:49:48.139	<b>1:01.213</b>	+0.928	26.758	16.575	17.880
4	8:50:49.534	<b>1:01.395</b>	+1.110	26.624	16.762	18.009
5	8:51:50.045	<b>1:00.511</b>	+0.226	26.425	16.447	<b>17.639</b>
6	8:52:50.330	<b>1:00.285</b>		26.186	16.428	17.671
7	8:53:50.805	<b>1:00.475</b>	+0.190	<b>26.157</b>	16.463	17.855
8	8:54:51.366	<b>1:00.561</b>	+0.276	26.358	16.421	17.782

(313) Luca Mattis Brixius

1	8:47:41.448	<b>1:05.730</b>	+4.927	28.805	18.367	18.558
2	8:48:46.587	<b>1:05.139</b>	+4.336	28.047	18.285	18.807
3	8:49:49.985	<b>1:03.398</b>	+2.595	27.817	17.353	18.228
4	8:50:52.681	<b>1:02.696</b>	+1.893	27.872	16.871	17.953
5	8:53:44.127	<b>2:51.446</b>	+1:50.643	26.805	17.392	18.501
6	8:54:46.506	<b>1:02.379</b>	+1.576	26.923	17.765	17.691
7	8:55:47.309	<b>1:00.803</b>		<b>26.440</b>	<b>16.686</b>	<b>17.677</b>

(396) Loui van Gerrevink

1	8:47:42.633	<b>1:04.684</b>	+3.740	28.229	18.002	18.453
2	8:48:45.808	<b>1:03.175</b>	+2.231	27.280	17.919	17.976
3	8:49:47.534	<b>1:01.726</b>	+0.782			18.067
4	8:50:49.513	<b>1:01.979</b>	+1.035	26.963	16.869	18.147
5	8:51:50.963	<b>1:01.450</b>	+0.506	26.865	16.921	17.664
6	8:52:51.907	<b>1:00.944</b>		<b>26.480</b>	16.853	<b>17.611</b>
7	8:53:53.882	<b>1:01.975</b>	+1.031	26.928	17.021	18.026
8	8:54:55.343	<b>1:01.461</b>	+0.517	26.747	<b>16.826</b>	17.888

Lap	Time of Day	Lap Tm	Diff	S1 Tm	S2 Tm	S3 Tm
(314) Vincent Oliver Rieso						
1	8:49:21.996	<b>2:53.462</b>	+1:48.702	29.894	18.083	18.677
2	8:50:27.278	<b>1:05.282</b>	+0.522	28.487	18.330	18.465
3	8:51:32.538	<b>1:05.260</b>	+0.500	28.482	17.483	19.295
4	8:52:37.298	<b>1:04.760</b>				19.175

## ADAC Kartrennen Mülsen

## Mini A-B / Super Heat

Track: Arena E Mülsen - 1.315 km

Race Started: 10:48:05

Best Lap by: 394 - Leo Klok - 56.537

Rank	#	Driver	Nat	Sponsor Competitor	Nat	Driver-License Com-License	Equipment	laps	T. Time Diff	Best Lap	Penalty	Points
1	▲ <sup>2</sup> 323	Mikas Toro Lundsholm	DNK	AF competition	DNK	122348 69724	Parolin /TM/VEGA	10	9:33.315	56.830		90
2	▼ <sup>-1</sup> 329	Maddox Mason	ZAF	Lanari Racing Team	DEU	20875 66815	KR /IAME/VEGA	10	9:33.508 0.193	56.829		80
3	▲ <sup>1</sup> 394	Leo Klok	DEU	CRG Holland	NLD	52623 15521010	CRG /TM/VEGA	10	9:33.566 0.251	56.537		72
4	▼ <sup>-2</sup> 395	Albert Poulsen	DNK	Poulsen Motorsport	SWE	98384 1212	Parolin /TM/VEGA	10	9:34.567 1.252	56.738		66
5	▲ <sup>1</sup> 312	Leandros Margaritis	DEU	Michel Vacirca	NLD	67267 15521010	CRG /TM/VEGA	10	9:43.852 10.537	57.826		60
6	▲ <sup>3</sup> 322	Roman Meister	DEU	TB Racing Team	DEU	27196 38262	KR /IAME/VEGA	10	9:44.862 11.547	57.264		54
7	▲ <sup>7</sup> 588	Maximilian Faber	DEU	TR Motorsport	DEU	48947 42809	KR /IAME/VEGA	10	9:47.020 13.705	57.184		50
8	▼ <sup>-3</sup> 381	Ben Bernhard	DEU	VM Energy Corse Germany	DEU	48979 39300	Energy Corse /IAME/VEGA	10	9:47.159 13.844	57.168		46
9	▲ <sup>6</sup> 370	Noah Kim	DEU	Yongwhan Kim	DEU	65051 64986	Tony Kart /TM/VEGA	10	9:47.529 14.214	57.131		42
10	▲ <sup>8</sup> 306	Kris Leon Kalweit	DEU	Formula K SRP Factory Team	DEU	65866 48701	IPK /TM/VEGA	10	9:50.681 17.366	57.695		38
11	▲ <sup>10</sup> 310	Elias Dahlmann	DEU	CRG Deutschland	DEU	65906 52600	CRG /TM/VEGA	10	9:57.536 24.221	58.068		34
12	▼ <sup>-5</sup> 333	Lion Osaj	DEU	Arena E Team	DEU	69186 66518	IPK /TM/VEGA	10	9:59.213 25.898	57.209	5 sec	32
13	▼ <sup>-5</sup> 384	Matthias Cavulea	DEU	CV Performance Group X JP Motorsport	DEU	50142 38321	KR /IAME/VEGA	10	9:59.451 26.136	57.887		30
14	▼ <sup>-3</sup> 533	Luigi Catuogno	DEU	TR Motorsport	DEU	63826 1080519	KR /IAME/VEGA	10	9:59.926 26.611	58.246		28
15	▲ <sup>7</sup> 313	Luca Mattis Brixius	DEU	MAD Performance	DEU	65867 65514	Redspeed /IAME/VEGA	10	10:00.342 27.027	58.719		26
16	▲ <sup>1</sup> 374	Nick Meyer	DEU	Strohof Motorsport	DEU	50144 65839	KR /TM/VEGA	10	10:00.603 27.288	58.219		24
17	▼ <sup>-5</sup> 387	Alexander Brauckmann	DEU	Strohof Motorsport	DEU	50339 65839	KR /TM/VEGA	10	10:05.577 32.262	57.666		22
18	▲ <sup>2</sup> 396	Loui van Gerrevink	DEU	F1 Motodrom/7L Performance	DEU	65916 65806	Tony Kart /TM/VEGA	10	10:33.450 1:00.135	58.732	5 sec	20
19	▬ <sup>0</sup> 377	Julian Raabe	DEU	Mach1 Motorsport	DEU	66576 66429	Mach1 /TM/VEGA	8	8:09.439 2 Laps	58.997		18
20	▼ <sup>-4</sup> 314	Vincent Oliver Rieso	DEU	ADAC Ostwestfalen-Lippe e.V.	DEU	65884 40281	Mach1 /TM/VEGA	4	4:00.596 6 Laps	59.046		17
21	▼ <sup>-11</sup> 330	Oscar Beumers	DEU	Nees Racing	DEU	44755 67287	KR /IAME/VEGA	3	3:00.641 7 Laps	58.802		16
22	▼ <sup>-9</sup> 591	Milly Schulze	DEU	Arena E Team	DEU	51877 66518	Parolin /IAME/VEGA	2	2:01.802 8 Laps	59.600		15

## Announcements

#333,396 time penalty 5 sec. (front fairing)

Timekeeper  
M. WagnerRace Director  
C. RÖßIGER

Page 1/1

These results are provisional until the conclusion of any judicial and technical matters!

K-15802/26

Printed: 26.04.2026 / 11:28

## ADAC Kartrennen Mülsen

Mini A-B

Arena E Mülsen 1,315 Km

Super Heat

26.04.2026 10:45

Race (8:00 and 1 Laps) started at 10:48:05

Lap	Time of Day	Lap Tm	Diff	S1 Tm	S2 Tm	S3 Tm
<b>(323) Mikas Toro Lundsholm</b>						
1	10:49:04.833	<b>58.881</b>	+2.051	26.036	15.838	17.007
2	10:50:02.597	<b>57.764</b>	+0.934	25.175	15.752	16.837
3	10:51:00.096	<b>57.499</b>	+0.669	25.135	15.600	16.764
4	10:51:57.170	<b>57.074</b>	+0.244	24.851	15.372	16.851
5	10:52:54.276	<b>57.106</b>	+0.276	24.896	15.386	16.824
6	10:53:51.417	<b>57.141</b>	+0.311	24.931	15.370	16.840
7	10:54:48.513	<b>57.096</b>	+0.266	24.912	15.389	16.795
8	10:55:45.363	<b>56.850</b>	+0.020	24.813	15.362	<b>16.675</b>
9	10:56:42.193	<b>56.830</b>		24.814	<b>15.330</b>	16.686
10	10:57:39.202	<b>57.009</b>	+0.179	<b>24.782</b>	15.380	16.847

Lap	Time of Day	Lap Tm	Diff	S1 Tm	S2 Tm	S3 Tm
<b>(329) Maddox Mason</b>						
1	10:49:04.720	<b>58.833</b>	+2.004	25.903	15.739	17.191
2	10:50:02.474	<b>57.754</b>	+0.925	25.186	15.487	17.081
3	10:50:59.937	<b>57.463</b>	+0.634	25.056	15.404	17.003
4	10:51:57.089	<b>57.152</b>	+0.323	24.921	15.252	16.979
5	10:52:54.214	<b>57.125</b>	+0.296	24.911	15.293	16.921
6	10:53:51.322	<b>57.108</b>	+0.279	24.869	15.283	16.956
7	10:54:48.451	<b>57.129</b>	+0.300	24.939	15.345	16.845
8	10:55:45.302	<b>56.851</b>	+0.022	24.797	15.312	<b>16.742</b>
9	10:56:42.131	<b>56.829</b>		24.793	<b>15.193</b>	16.843
10	10:57:39.395	<b>57.264</b>	+0.435	<b>24.792</b>	15.622	16.850

Lap	Time of Day	Lap Tm	Diff	S1 Tm	S2 Tm	S3 Tm
<b>(394) Leo Klok</b>						
1	10:49:05.422	<b>59.342</b>	+2.805	26.643	15.838	16.861
2	10:50:03.648	<b>58.226</b>	+1.689	25.236	16.085	16.905
3	10:51:01.202	<b>57.554</b>	+1.017	25.539	15.383	<b>16.632</b>
4	10:51:58.304	<b>57.102</b>	+0.565	25.065	15.331	16.706
5	10:52:55.812	<b>57.508</b>	+0.971	25.562	15.236	16.710
6	10:53:52.519	<b>56.707</b>	+0.170	<b>24.746</b>	15.268	16.693
7	10:54:49.343	<b>56.824</b>	+0.287	24.836	15.217	16.771
8	10:55:45.936	<b>56.593</b>	+0.056	24.831	15.129	16.633
9	10:56:42.473	<b>56.537</b>		24.746	<b>15.125</b>	16.666
10	10:57:39.453	<b>56.980</b>	+0.443	24.826	15.326	16.828

Lap	Time of Day	Lap Tm	Diff	S1 Tm	S2 Tm	S3 Tm
<b>(395) Albert Poulsen</b>						
1	10:49:05.355	<b>59.307</b>	+2.569	26.566	15.845	16.896
2	10:50:03.471	<b>58.116</b>	+1.378	25.191	15.821	17.104
3	10:51:01.067	<b>57.596</b>	+0.858	25.138	15.481	16.977
4	10:51:58.247	<b>57.180</b>	+0.442	25.024	15.355	16.801
5	10:52:55.410	<b>57.163</b>	+0.425	25.069	15.260	16.834
6	10:53:52.493	<b>57.083</b>	+0.345	24.867	15.293	16.923
7	10:54:49.830	<b>57.337</b>	+0.599	25.284	15.186	16.867
8	10:55:46.864	<b>57.034</b>	+0.296	24.933	15.200	16.901
9	10:56:43.602	<b>56.738</b>		24.737	<b>15.159</b>	16.842
10	10:57:40.454	<b>56.852</b>	+0.114	<b>24.722</b>	15.411	<b>16.719</b>

Lap	Time of Day	Lap Tm	Diff	S1 Tm	S2 Tm	S3 Tm
<b>(312) Leandros Margaritis</b>						
1	10:49:06.613	<b>1:00.448</b>	+2.622	26.983	16.198	17.267
2	10:50:05.057	<b>58.444</b>	+0.618	25.408	15.916	17.120
3	10:51:03.148	<b>58.091</b>	+0.265	25.312	15.674	<b>17.105</b>
4	10:52:01.068	<b>57.920</b>	+0.094	25.213	15.576	17.131
5	10:52:58.935	<b>57.867</b>	+0.041	25.160	15.570	17.137
6	10:53:57.253	<b>58.318</b>	+0.492	25.249	15.729	17.340
7	10:54:55.386	<b>58.133</b>	+0.307	25.191	15.717	17.225
8	10:55:53.823	<b>58.437</b>	+0.611	25.298	15.704	17.435
9	10:56:51.649	<b>57.826</b>		<b>25.092</b>	15.579	17.155
10	10:57:49.739	<b>58.090</b>	+0.264	25.242	<b>15.547</b>	17.301

Lap	Time of Day	Lap Tm	Diff	S1 Tm	S2 Tm	S3 Tm
<b>(322) Roman Meister</b>						
1	10:49:08.025	<b>1:01.771</b>	+4.507	27.572	16.703	17.496
2	10:50:07.651	<b>59.626</b>	+2.362	25.627	16.367	17.632
3	10:51:05.615	<b>57.964</b>	+0.700	25.445	15.593	<b>16.926</b>
4	10:52:04.624	<b>59.009</b>	+1.745	26.190	15.663	17.156
5	10:53:02.500	<b>57.876</b>	+0.612	25.205	15.561	17.110
6	10:54:00.092	<b>57.592</b>	+0.328	25.077	15.466	17.049
7	10:54:57.356	<b>57.264</b>		<b>24.943</b>	<b>15.363</b>	16.958
8	10:55:55.874	<b>58.518</b>	+1.254	25.427	15.905	17.186
9	10:56:53.291	<b>57.417</b>	+0.153	25.026	15.455	16.936
10	10:57:50.749	<b>57.458</b>	+0.194	25.136	15.390	16.932

Lap	Time of Day	Lap Tm	Diff	S1 Tm	S2 Tm	S3 Tm
<b>(588) Maximilian Faber</b>						

Lap	Time of Day	Lap Tm	Diff	S1 Tm	S2 Tm	S3 Tm
1	10:49:09.166	<b>1:02.667</b>	+5.483	28.476	16.852	17.339
2	10:50:09.117	<b>59.951</b>	+2.767	25.466	17.144	17.341
3	10:51:07.180	<b>58.063</b>	+0.879	25.186	15.800	17.077
4	10:52:05.359	<b>58.179</b>	+0.995	25.438	15.655	17.086
5	10:53:03.255	<b>57.896</b>	+0.712	24.964	15.515	17.417
6	10:54:00.439	<b>57.184</b>		24.899	<b>15.265</b>	<b>17.020</b>
7	10:54:57.699	<b>57.260</b>	+0.076	<b>24.871</b>	15.315	17.074
8	10:55:55.691	<b>57.992</b>	+0.808	25.159	15.627	17.206
9	10:56:55.455	<b>59.764</b>	+2.580	25.824	16.253	17.687
10	10:57:52.907	<b>57.452</b>	+0.268	25.125	15.275	17.052

Lap	Time of Day	Lap Tm	Diff	S1 Tm	S2 Tm	S3 Tm
<b>(381) Ben Bernhard</b>						
1	10:49:05.198	<b>59.157</b>	+1.989	26.079	16.052	17.026
2	10:50:03.573	<b>58.375</b>	+1.207	25.265	16.200	16.910
3	10:51:05.292	<b>1:01.719</b>	+4.551	28.642	16.054	17.023
4	10:52:06.153	<b>1:00.861</b>	+3.693	27.554	16.330	16.977
5	10:53:04.430	<b>58.277</b>	+1.109	25.352	15.831	17.094
6	10:54:02.134	<b>57.704</b>	+0.536	25.133	15.497	17.074
7	10:55:00.458	<b>58.324</b>	+1.156	25.729	15.604	16.991
8	10:55:58.234	<b>57.776</b>	+0.608	25.180	15.498	17.098
9	10:56:55.878	<b>57.644</b>	+0.476	25.021	15.671	16.952
10	10:57:53.046	<b>57.168</b>		<b>24.868</b>	<b>15.494</b>	<b>16.806</b>

Lap	Time of Day	Lap Tm	Diff	S1 Tm	S2 Tm	S3 Tm
<b>(370) Noah Kim</b>						
1	10:49:08.278	<b>1:01.751</b>	+4.620	27.596	16.929	17.226
2	10:50:07.999	<b>59.721</b>	+2.590	26.104	16.583	17.034
3	10:51:07.375	<b>59.376</b>	+2.245	25.972	15.795	17.609
4	10:52:06.550	<b>59.175</b>	+2.044	25.739	16.376	17.060
5	10:53:05.490	<b>58.940</b>	+1.809	25.656	16.275	17.009
6	10:54:02.770	<b>57.280</b>	+0.149	25.019	15.338	16.923
7	10:55:00.564	<b>57.794</b>	+0.663	25.259	15.586	16.949
8	10:55:58.831	<b>58.267</b>	+1.136	25.360	15.830	17.077
9	10:56:56.285	<b>57.454</b>	+0.323	25.059	15.558	<b>16.837</b>
10	10:57:53.416	<b>57.131</b>		<b>25.003</b>	<b>15.265</b>	16.863

Lap	Time of Day	Lap Tm	Diff	S1 Tm	S2 Tm	S3 Tm
<b>(306) Kris Leon Kalweit</b>						
1	10:49:09.664	<b>1:02.997</b>	+5.302	28.795	16.648	17.554
2	10:50:09.556	<b>59.892</b>	+2.197	25.811	16.579	17.502
3	10:51:08.057	<b>58.501</b>	+0.806	25.518	15.893	17.090
4	10:52:06.676	<b>58.619</b>	+0.924	25.286	16.378	<b>16.955</b>
5	10:53:07.442	<b>1:00.766</b>	+3.071	25.804	17.621	17.341
6	10:54:05.585	<b>58.143</b>	+0.448	25.077	15.736	17.330
7	10:55:03.397	<b>57.812</b>	+0.117	25.117	15.530	17.165
8	10:56:01.163	<b>57.766</b>	+0.071	<b>25.067</b>	15.652	17.047
9	10:56:58.873	<b>57.710</b>	+0.015	25.127	15.568	17.015
10	10:57:56.568	<b>57.695</b>		25.198	<b>15.507</b>	16.990

Lap	Time of Day	Lap Tm	Diff	S1 Tm	S2 Tm	S3 Tm
<b>(310) Elias Dahlmann</b>						
1	10:49:09.345	<b>1:02.388</b>	+4.320	28.338	16.690	17.360
2	10:50:10.295	<b>1:00.950</b>	+2.882	25.899	16.660	18.391
3	10:51:09.496	<b>59.201</b>	+1.133	25.745	16.235	17.221
4	10:52:08.111	<b>58.615</b>	+0.547	25.350	16.129	<b>17.136</b>
5	10:53:10.204	<b>1:02.093</b>	+4.025	25.966	18.611	17.516
6	10:54:09.002	<b>58.798</b>	+0.730	25.774	15.680	17.344
7	10:55:08.127	<b>59.125</b>	+1.057	25.395	15.681	18.049
8	10:56:06.807	<b>58.680</b>	+0.612	25.515	15.984	17.181

# ADAC Kartrennen Mülsen

Mini A-B

Arena E Mülsen 1,315 Km

Super Heat

26.04.2026 10:45

Race (8:00 and 1 Laps) started at 10:48:05

Lap	Time of Day	Lap Tm	Diff	S1 Tm	S2 Tm	S3 Tm
3	10:51:05.216	<b>58.880</b>	+0.993	25.473	15.917	17.490
4	10:52:11.565	<b>1:06.349</b>	+8.462	31.705	17.281	17.363
5	10:53:14.462	<b>1:02.897</b>	+5.010	25.358	20.167	17.372
6	10:54:12.628	<b>58.166</b>	+0.279	25.170	15.868	17.128
7	10:55:10.515	<b>57.887</b>		25.202	15.638	17.047
8	10:56:09.315	<b>58.800</b>	+0.913	<b>24.953</b>	15.818	18.029
9	10:57:07.300	<b>57.985</b>	+0.098	24.969	15.850	17.166
10	10:58:05.338	<b>58.038</b>	+0.151	25.387	<b>15.609</b>	<b>17.042</b>

(533) Luigi Catuogno

1	10:49:07.204	<b>1:00.850</b>	+2.604	27.113	16.232	17.505
2	10:50:06.031	<b>58.827</b>	+0.581	25.634	15.784	17.409
3	10:51:05.146	<b>59.115</b>	+0.869	25.605	15.914	17.596
4	10:52:06.174	<b>1:01.028</b>	+2.782	27.636	16.055	17.337
5	10:53:13.249	<b>1:07.075</b>	+8.829	25.455	24.128	17.492
6	10:54:11.706	<b>58.457</b>	+0.211	25.423	15.733	17.301
7	10:55:09.952	<b>58.246</b>		25.394	15.635	<b>17.217</b>
8	10:56:08.747	<b>58.795</b>	+0.549	<b>25.160</b>	15.993	17.642
9	10:57:07.274	<b>58.527</b>	+0.281	25.202	15.944	17.381
10	10:58:05.813	<b>58.539</b>	+0.293	25.711	<b>15.518</b>	17.310

(313) Luca Mattis Brixius

1	10:49:10.726	<b>1:03.757</b>	+5.038	28.840	17.351	17.566
2	10:50:10.663	<b>59.937</b>	+1.218	26.507	16.186	17.244
3	10:51:09.624	<b>58.961</b>	+0.242	25.737	16.113	<b>17.111</b>
4	10:52:08.509	<b>58.885</b>	+0.166	25.640	16.095	17.150
5	10:53:10.026	<b>1:01.517</b>	+2.798	25.961	17.989	17.567
6	10:54:09.874	<b>59.848</b>	+1.129	26.368	15.911	17.569
7	10:55:08.593	<b>58.719</b>		<b>25.606</b>	<b>15.861</b>	17.252
8	10:56:08.022	<b>59.429</b>	+0.710	26.143	15.981	17.305
9	10:57:07.050	<b>59.028</b>	+0.309	25.724	15.956	17.348
10	10:58:06.229	<b>59.179</b>	+0.460	26.091	15.905	17.183

(374) Nick Meyer

1	10:49:10.940	<b>1:04.087</b>	+5.868	29.340	17.171	17.576
2	10:50:11.085	<b>1:00.145</b>	+1.926	26.841	16.098	17.206
3	10:51:10.528	<b>59.443</b>	+1.224	25.593	16.159	17.691
4	10:52:08.850	<b>58.322</b>	+0.103	25.388	15.778	17.156
5	10:53:11.949	<b>1:03.099</b>	+4.880	25.864	19.742	17.493
6	10:54:10.498	<b>58.549</b>	+0.330	25.545	15.746	17.258
7	10:55:08.717	<b>58.219</b>		25.391	<b>15.716</b>	17.112
8	10:56:09.577	<b>1:00.860</b>	+2.641	25.978	16.285	18.597
9	10:57:07.832	<b>58.255</b>	+0.036	<b>25.331</b>	15.741	17.183
10	10:58:06.490	<b>58.658</b>	+0.439	25.484	16.102	<b>17.072</b>

(387) Alexander Brauckmann

1	10:49:11.007	<b>1:04.594</b>	+6.928	30.817	16.545	17.232
2	10:50:10.728	<b>59.721</b>	+2.055	26.461	16.083	17.177
3	10:51:09.082	<b>58.354</b>	+0.688	25.502	15.839	17.013
4	10:52:07.769	<b>58.687</b>	+1.021	25.315	16.119	17.253
5	10:53:17.788	<b>1:10.019</b>	+12.353	26.077	26.378	17.564
6	10:54:19.439	<b>1:01.651</b>	+3.985	27.062	17.186	17.403
7	10:55:17.735	<b>58.296</b>	+0.630	25.399	15.561	17.336
8	10:56:15.401	<b>57.666</b>		<b>25.191</b>	15.534	<b>16.941</b>
9	10:57:13.517	<b>58.116</b>	+0.450	25.553	<b>15.441</b>	17.122
10	10:58:11.464	<b>57.947</b>	+0.281	25.259	15.608	17.080

(396) Loui van Gerrevink

1	10:49:10.022	<b>1:03.236</b>	+4.504	28.726	17.408	17.102
2	10:50:09.981	<b>59.959</b>	+1.227	25.919	16.317	17.723
3	10:51:08.713	<b>58.732</b>		25.779	<b>15.896</b>	<b>17.057</b>
4	10:52:07.558	<b>58.845</b>	+0.113	<b>25.511</b>	16.155	17.179
5	10:53:16.826	<b>1:09.268</b>	+10.536	25.917	24.389	18.962
6	10:54:21.548	<b>1:04.722</b>	+5.990	27.875	17.538	19.309
7	10:55:25.132	<b>1:03.584</b>	+4.852	27.240	17.733	18.611
8	10:56:28.467	<b>1:03.335</b>	+4.603	27.445	17.210	18.680
9	10:57:31.466	<b>1:02.999</b>	+4.267	27.222	17.112	18.665
10	10:58:34.337	<b>1:02.871</b>	+4.139	27.471	16.774	18.626

(377) Julian Raabe

1	10:49:08.946	<b>1:02.101</b>	+3.104	27.807	16.936	17.358
2	10:50:09.275	<b>1:00.329</b>	+1.332	26.032	16.879	17.418
3	10:51:08.555	<b>59.280</b>	+0.283	26.112	<b>15.976</b>	<b>17.192</b>
4	10:52:07.686	<b>59.131</b>	+0.134	25.524	16.222	17.385

Lap	Time of Day	Lap Tm	Diff	S1 Tm	S2 Tm	S3 Tm
5	10:53:17.647	<b>1:09.961</b>	+10.964	25.544	26.762	17.655
6	10:54:16.937	<b>59.290</b>	+0.293	25.786	16.030	17.474
7	10:55:16.329	<b>59.392</b>	+0.395	25.775	16.105	17.512
8	10:56:15.326	<b>58.997</b>		<b>25.422</b>	16.109	17.466

(314) Vincent Oliver Rieso

1	10:49:08.511	<b>1:01.899</b>	+2.853	27.637	17.065	17.197
2	10:50:07.846	<b>59.335</b>	+0.289	25.763	16.490	17.082
3	10:51:07.437	<b>59.591</b>	+0.545	26.050	16.517	<b>17.024</b>
4	10:52:06.483	<b>59.046</b>		25.747	<b>16.163</b>	17.136

(330) Oscar Beumers

1	10:49:08.231	<b>1:01.859</b>	+3.057	27.605	16.901	17.353
2	10:50:07.726	<b>59.495</b>	+0.693	<b>25.900</b>	16.286	17.309
3	10:51:06.528	<b>58.802</b>		25.983	<b>15.641</b>	<b>17.178</b>

(591) Milly Schulze

1	10:49:08.089	<b>1:01.661</b>	+2.061	27.509	16.785	<b>17.367</b>
2	10:50:07.689	<b>59.600</b>		<b>25.544</b>	<b>16.225</b>	17.831

## AKM Round 1

## Mini A-B

Mülsen (GER)

## Final Intermediate Classification Revision 2

Pos. No.	Firstname	Lastname	Nat.		Nat.		Sponsor	QP	Total PTS	Heat 1	Heat 2	SUH
			Dri	Entrant	Ent	Make						
1	329	Maddox	Mason	ZAF Lanari Racing Team	DEU	KR /IAME/VEGA		1	174	50	44	80
2	323	Mikas	Toro Lundsholm	DNK AF competition	DNK	Parolin /TM/VEGA		4	169	38	41	90
3	395	Albert	Poulsen	DNK Poulsen Motorsport	SWE	Parolin /TM/VEGA		2	160	44	50	66
4	394	Leo	Klok	DEU CRG Holland	NLD	CRG /TM/VEGA		5	149	41	36	72
5	312	Leandros	Margaritis	DEU Michel Vacirca	NLD	CRG /TM/VEGA		11	126	32	34	60
6	381	Ben	Bernhard	DEU VM Energy Corse Germany	DEU	Energy Corse /IAME /VEGA		22	114	30	38	46
7	322	Roman	Meister	DEU TB Racing Team	DEU	KR /IAME/VEGA		7	107	34	19	54
8	588	Maximilian	Faber	DEU TR Motorsport	DEU	KR /IAME/VEGA		9	95	18	27	50
9	333	Lion	Osaj	DEU Arena E Team	DEU	IPK /TM/VEGA		3	94	36	26	32
10	384	Matthias	Cavulea	DEU CV Performance Group X JP Motorsport	DEU	KR /IAME/VEGA		10	89	27	32	30
11	370	Noah	Kim	DEU Yongwhan Kim	DEU	Tony Kart /TM/VEGA		12	87	15	30	42
12	533	Luigi	Catuogno	DEU TR Motorsport	DEU	KR /IAME/VEGA		19	78	26	24	28
13	306	Kris Leon	Kalweit	DEU Formula K SRP Factory Team	DEU	IPK /TM/VEGA		8	77	24	15	38
14	310	Elias	Dahlmann	DEU CRG Deutschland	DEU	CRG /TM/VEGA		20	70	20	16	34
15	387	Alexander	Brauckmann	DEU Strohof Motorsport	DEU	KR /TM/VEGA		6	69	25	22	22
16	374	Nick	Meyer	DEU Strohof Motorsport	DEU	KR /TM/VEGA		16	68	23	21	24
17	330	Oscar	Beumers	DEU Nees Racing	DEU	KR /IAME/VEGA		15	67	28	23	16
18	314	Vincent Oliver	Rieso	DEU ADAC Ostwestfalen-Lippe e.V.	DEU	Mach1 /TM/VEGA		13	62	17	28	17
19	591	Milly	Schulze	DEU Arena E Team	DEU	Parolin /IAME/VEGA		14	61	21	25	15
20	313	Luca Mattis	Brixius	DEU MAD Performance	DEU	Redspeed /IAME/VEGA		21	60	16	18	26
21	396	Loui	van Gerrevink	DEU F1 Motodrom/7L Performance	DEU	Tony Kart /TM/VEGA		18	59	19	20	20
22	377	Julian	Raabe	DEU Mach1 Motorsport	DEU	Mach1 /TM/VEGA		17	57	22	17	18

**Announcements:** These results are provisional until the conclusion of any judicial and technical matters

Racedirector Camillo RÖßIGER:



Timekeeping Meik Wagner:



Printed: 26.04.2026 11:30

Posted at: h

AKM Round 1  
Class: Mini A-B  
Date/Time: 26.04.2026 14:35

Track: Mülsen (GER)  
Heat: Final  
Laps: 10 minutes + 1 lap

Edition 1

	35	18		36
	33	17		34
	31	16		32
	29	15		30
	27	14		28
	25	13		26
	23	12		24
Loui van Gerrevink	<b>396</b>	11	Julian Raabe	<b>377</b>
Tony Kart /TM/VEGA	21		Mach1 /TM/VEGA	22
Milly Schulze	<b>591</b>	10	Luca Mattis Brixius	<b>313</b>
Parolin /IAME/VEGA	19		Redspeed /IAME/VEGA	20
Oscar Beumers	<b>330</b>	9	Vincent Oliver Rieso	<b>314</b>
KR /IAME/VEGA	17		Mach1 /TM/VEGA	18
Alexander Brauckmann	<b>387</b>	8	Nick Meyer	<b>374</b>
KR /TM/VEGA	15		KR /TM/VEGA	16
Kris Leon Kalweit	<b>306</b>	7	Elias Dahlmann	<b>310</b>
IPK /TM/VEGA	13		CRG /TM/VEGA	14
Noah Kim	<b>370</b>	6	Luigi Catuogno	<b>533</b>
Tony Kart /TM/VEGA	11		KR /IAME/VEGA	12
Lion Osaj	<b>333</b>	5	Matthias Cavulea	<b>384</b>
IPK /TM/VEGA	9		KR /IAME/VEGA	10
Roman Meister	<b>322</b>	4	Maximilian Faber	<b>588</b>
KR /IAME/VEGA	7		KR /IAME/VEGA	8
Leandros Margaritis	<b>312</b>	3	Ben Bernhard	<b>381</b>
CRG /TM/VEGA	5		Energy Corse /IAME /VEGA	6
Albert Poulsen	<b>395</b>	2	Leo Klok	<b>394</b>
Parolin /TM/VEGA	3		CRG /TM/VEGA	4
Maddox Mason	<b>329</b>	1	Mikas Toro Lundsholm	<b>323</b>
KR /IAME/VEGA	1		Parolin /TM/VEGA	2

Pole Position

Row

printed 26.04.2026 11:30

## ADAC Kartrennen Mülsen

## Mini A-B / Final

Track: Arena E Mülsen - 1.315 km

Race Started: 14:38:00

Best Lap by: 395 - Albert Poulsen - 56.936

Rank	#	Driver	Nat	Sponsor Competitor	Nat	Driver-License Com-License	Equipment	laps	T. Time Diff	Best Lap	Penalty	Points
1	▲ <sup>3</sup> 394	Leo Klok	DEU	CRG Holland	NLD	52623 15521010	CRG /TM/VEGA	12	11:29.923	57.088		50
2	▲ <sup>1</sup> 395	Albert Poulsen	DNK	Poulsen Motorsport	SWE	98384 1212	Parolin /TM/VEGA	12	11:30.512 0.589	56.936		45
3	▼ <sup>-1</sup> 323	Mikas Toro Lundsholm	DNK	AF competition	DNK	122348 69724	Parolin /TM/VEGA	12	11:30.565 0.642	57.095		0
4	▲ <sup>5</sup> 333	Lion Osaj	DEU	Arena E Team	DEU	69186 66518	IPK /TM/VEGA	12	11:33.131 3.208	57.379		0
5	▲ <sup>2</sup> 322	Roman Meister	DEU	TB Racing Team	DEU	27196 38262	KR /IAME/VEGA	12	11:33.213 3.290	57.282		38
6	▼ <sup>-5</sup> 329	Maddox Mason	ZAF	Lanari Racing Team	DEU	20875 66815	KR /IAME/VEGA	12	11:37.612 7.689	57.131		34
7	▼ <sup>-1</sup> 381	Ben Bernhard	DEU	VM Energy Corse Germany	DEU	48979 39300	Energy Corse /IAME /VEGA	12	11:39.680 9.757	57.684		0
8	▼ <sup>-3</sup> 312	Leandros Margaritis	DEU	Michel Vacirca	NLD	67267 15521010	CRG /TM/VEGA	12	11:40.069 10.146	57.824		30
9	▲ <sup>2</sup> 370	Noah Kim	DEU	Yongwhan Kim	DEU	65051 64986	Tony Kart /TM/VEGA	12	11:40.182 10.259	57.477		26
10	▲ <sup>8</sup> 314	Vincent Oliver Rieso	DEU	ADAC Ostwestfalen-Lippe e.V.	DEU	65884 40281	Mach1 /TM/VEGA	12	11:40.255 10.332	57.673		22
11	▼ <sup>-3</sup> 588	Maximilian Faber	DEU	TR Motorsport	DEU	48947 42809	KR /IAME/VEGA	12	11:41.284 11.361	57.687		51
12	▲ <sup>1</sup> 306	Kris Leon Kalweit	DEU	Formula K SRP Factory Team	DEU	65866 48701	IPK /TM/VEGA	12	11:42.563 12.640	57.432		18
13	▲ <sup>6</sup> 591	Milly Schulze	DEU	Arena E Team	DEU	51877 66518	Parolin /IAME/VEGA	12	11:42.994 13.071	57.704		0
14	▼ <sup>-4</sup> 384	Matthias Cavulea	DEU	CV Performance Group X JP Motorsport	DEU	50142 38321	KR /IAME/VEGA	12	11:46.050 16.127	57.502	5 sec	14
15	▲ <sup>2</sup> 330	Oscar Beumers	DEU	Nees Racing	DEU	44755 67287	KR /IAME/VEGA	12	11:46.387 16.464	58.015		10
16	▼ <sup>-1</sup> 387	Alexander Brauckmann	DEU	Strohof Motorsport	DEU	50339 65839	KR /TM/VEGA	12	11:48.743 18.820	57.849		8
17	▼ <sup>-3</sup> 310	Elias Dahlmann	DEU	CRG Deutschland	DEU	65906 52600	CRG /TM/VEGA	12	11:51.268 21.345	58.178		6
18	▲ <sup>2</sup> 313	Luca Mattis Brixius	DEU	MAD Performance	DEU	65867 65514	Redspeed /IAME/VEGA	12	11:55.588 25.665	58.663		4
19	▼ <sup>-3</sup> 374	Nick Meyer	DEU	Strohof Motorsport	DEU	50144 65839	KR /TM/VEGA	12	11:55.693 25.770	58.528		2
20	▲ <sup>1</sup> 396	Loui van Gerrevink	DEU	F1 Motodrom/7L Performance	DEU	65916 65806	Tony Kart /TM/VEGA	12	12:05.656 35.733	58.886		1
21	▲ <sup>1</sup> 377	Julian Raabe	DEU	Mach1 Motorsport	DEU	66576 66429	Mach1 /TM/VEGA	12	12:12.480 42.557	58.743		0
22	▼ <sup>-10</sup> 533	Luigi Catuogno	DEU	TR Motorsport	DEU	63826 1080519	KR /IAME/VEGA	1	1:01.565 11 Laps	1:01.145		44

## Announcements

#384 time penalty 5 sec. (front fairing)

Timekeeper  
M. WagnerRace Director  
C. RÖßIGER

Page 1/1

These results are provisional until the conclusion of any judicial and technical matters!

K-15802/26

Printed: 26.04.2026 / 15:09

VEGA

## ADAC Kartrennen Mülsen

## Mini A-B / Final

Track: Arena E Mülsen - 1.315 km

Race Started: 14:38:00

Best Lap by: 395 - Albert Poulsen - 56.936

Rank	#	Driver	Nat	Sponsor Competitor	Nat	Driver-License Com-Licence	Equipment	laps	T. Time Diff	Best Lap	Penalty	Points
1	▲ <sup>3</sup> 394	Leo Klok	DEU	CRG Holland	NLD	52623 15521010	CRG /TM/VEGA	12	11:29.923	57.088		50
2	▲ <sup>1</sup> 395	Albert Poulsen	DNK	Poulsen Motorsport	SWE	98384 1212	Parolin /TM/VEGA	12	11:30.512 0.589	56.936		45
3	▼ <sup>-1</sup> 323	Mikas Toro Lundsholm	DNK	AF competition	DNK	122348 69724	Parolin /TM/VEGA	12	11:30.565 0.642	57.095		0
4	▲ <sup>5</sup> 333	Lion Osaj	DEU	Arena E Team	DEU	69186 66518	IPK /TM/VEGA	12	11:33.131 3.208	57.379		0
5	▲ <sup>2</sup> 322	Roman Meister	DEU	TB Racing Team	DEU	27196 38262	KR /IAME/VEGA	12	11:33.213 3.290	57.282		38
6	▼ <sup>-5</sup> 329	Maddox Mason	ZAF	Lanari Racing Team	DEU	20875 66815	KR /IAME/VEGA	12	11:37.612 7.689	57.131		34
7	▼ <sup>-1</sup> 381	Ben Bernhard	DEU	VM Energy Corse Germany	DEU	48979 39300	Energy Corse /IAME /VEGA	12	11:39.680 9.757	57.684		0
8	▼ <sup>-3</sup> 312	Leandros Margaritis	DEU	Michel Vacirca	NLD	67267 15521010	CRG /TM/VEGA	12	11:40.069 10.146	57.824		30
9	▲ <sup>2</sup> 370	Noah Kim	DEU	Yongwhan Kim	DEU	65051 64986	Tony Kart /TM/VEGA	12	11:40.182 10.259	57.477		26
10	▲ <sup>8</sup> 314	Vincent Oliver Rieso	DEU	ADAC Ostwestfalen-Lippe e.V.	DEU	65884 40281	Mach1 /TM/VEGA	12	11:40.255 10.332	57.673		22
11	▲ <sup>2</sup> 306	Kris Leon Kalweit	DEU	Formula K SRP Factory Team	DEU	65866 48701	IPK /TM/VEGA	12	11:42.563 12.640	57.432		18
12	▼ <sup>-2</sup> 384	Matthias Cavulea	DEU	CV Performance Group X JP Motorsport	DEU	50142 38321	KR /IAME/VEGA	12	11:46.050 16.127	57.502	5 sec	14
13	▲ <sup>4</sup> 330	Oscar Beumers	DEU	Nees Racing	DEU	44755 67287	KR /IAME/VEGA	12	11:46.387 16.464	58.015		10
14	▲ <sup>1</sup> 387	Alexander Brauckmann	DEU	Strohof Motorsport	DEU	50339 65839	KR /TM/VEGA	12	11:48.743 18.820	57.849		8
15	▼ <sup>-1</sup> 310	Elias Dahlmann	DEU	CRG Deutschland	DEU	65906 52600	CRG /TM/VEGA	12	11:51.268 21.345	58.178		6
16	▲ <sup>4</sup> 313	Luca Mattis Brixius	DEU	MAD Performance	DEU	65867 65514	Redspeed /IAME/VEGA	12	11:55.588 25.665	58.663		4
17	▼ <sup>-1</sup> 374	Nick Meyer	DEU	Strohof Motorsport	DEU	50144 65839	KR /TM/VEGA	12	11:55.693 25.770	58.528		2
18	▲ <sup>3</sup> 396	Loui van Gerrevink	DEU	F1 Motodrom/7L Performance	DEU	65916 65806	Tony Kart /TM/VEGA	12	12:05.656 35.733	58.886		1
19	▲ <sup>3</sup> 377	Julian Raabe	DEU	Mach1 Motorsport	DEU	66576 66429	Mach1 /TM/VEGA	12	12:12.480 42.557	58.743		0

## Announcements

#384 time penalty 5 sec. (front fairing)

Timekeeper  
M. WagnerRace Director  
C. RÖßIGER

Page 1/1

These results are provisional until the conclusion of any judicial and technical matters!

K-15802/26

Printed: 26.04.2026 / 15:10

VEGA







## ADAC Kartrennen Mülsen

## Mini A-B / Final

Track: Arena E Mülsen - 1.315 km

Race Started: 14:38:00

Best Lap by: 588 - Maximilian Faber - 57.687

Rank	#	Driver	Nat	Sponsor Competitor	Nat	Driver-License Com-License	Equipment	laps	T. Time Diff	Best Lap	Penalty	Points
1	▲ <sup>7</sup> 588	Maximilian Faber	DEU 	TR Motorsport	DEU 	48947 42809	KR /IAME/VEGA	12	11:41.284	57.687		51
2	▲ <sup>17</sup> 591	Milly Schulze	DEU 	Arena E Team	DEU 	51877 66518	Parolin /IAME/VEGA	12	11:42.994 1.710	57.704		0
3	▲ <sup>9</sup> 533	Luigi Catuogno	DEU 	TR Motorsport	DEU 	63826 1080519	KR /IAME/VEGA	1	1:01.565 11 Laps	1:01.145		44

## Announcements

#384 time penalty 5 sec. (front fairing)

Timekeeper  
M. WagnerRace Director  
C. RÖßIGER

Page 1/1

These results are provisional until the conclusion of any judicial and technical matters!

K-15802/26

Printed: 26.04.2026 / 15:13

VEGA

## ADAC Kartrennen Mülsen

Mini A-B

Arena E Mülsen 1,315 Km

Final

26.04.2026 14:30

Race (10:00 and 1 Laps) started at 14:38:00

Lap	Time of Day	Lap Tm	Diff	S1 Tm	S2 Tm	S3 Tm
<b>(394) Leo Klok</b>						
1	14:38:59.379	<b>58.579</b>	+1.491	26.063	15.647	16.869
2	14:39:57.220	<b>57.841</b>	+0.753	25.224	15.568	17.049
3	14:40:54.562	<b>57.342</b>	+0.254	25.166	15.451	<b>16.725</b>
4	14:41:52.445	<b>57.883</b>	+0.795	25.759	15.367	16.757
5	14:42:49.677	<b>57.232</b>	+0.144	25.012	15.492	16.728
6	14:43:47.317	<b>57.640</b>	+0.552	24.963	15.572	17.105
7	14:44:44.768	<b>57.451</b>	+0.363	25.059	15.554	16.838
8	14:45:42.121	<b>57.353</b>	+0.265	24.971	15.465	16.917
9	14:46:39.302	<b>57.181</b>	+0.093	24.929	15.413	16.839
10	14:47:36.423	<b>57.121</b>	+0.033	24.931	15.360	16.830
11	14:48:33.511	<b>57.088</b>		<b>24.836</b>	<b>15.315</b>	16.937
12	14:49:30.611	<b>57.100</b>	+0.012	24.950	15.361	16.789

Lap	Time of Day	Lap Tm	Diff	S1 Tm	S2 Tm	S3 Tm
<b>(395) Albert Poulsen</b>						
1	14:38:59.115	<b>58.365</b>	+1.429	25.645	15.585	17.135
2	14:39:56.810	<b>57.695</b>	+0.759	25.064	15.693	16.938
3	14:40:54.262	<b>57.452</b>	+0.516	24.957	15.497	16.998
4	14:41:52.312	<b>58.050</b>	+1.114	25.932	15.383	16.735
5	14:42:49.561	<b>57.249</b>	+0.313	24.980	15.542	<b>16.727</b>
6	14:43:47.382	<b>57.821</b>	+0.885	24.954	15.623	17.244
7	14:44:44.894	<b>57.512</b>	+0.576	25.145	15.556	16.811
8	14:45:42.205	<b>57.311</b>	+0.375	24.921	15.639	16.751
9	14:46:39.450	<b>57.245</b>	+0.309	25.046	15.410	16.789
10	14:47:36.969	<b>57.519</b>	+0.583	24.976	15.677	16.866
11	14:48:33.905	<b>56.936</b>		<b>24.821</b>	<b>15.288</b>	16.827
12	14:49:31.200	<b>57.295</b>	+0.359	24.974	15.437	16.884

Lap	Time of Day	Lap Tm	Diff	S1 Tm	S2 Tm	S3 Tm
<b>(323) Mikas Toro Lundsholm</b>						
1	14:38:59.173	<b>58.438</b>	+1.343	25.730	15.679	17.029
2	14:39:56.870	<b>57.697</b>	+0.602	25.080	15.697	16.920
3	14:40:54.466	<b>57.596</b>	+0.501	25.286	15.521	16.789
4	14:41:52.248	<b>57.782</b>	+0.687	25.336	15.487	16.959
5	14:42:49.499	<b>57.251</b>	+0.156	24.943	15.477	16.831
6	14:43:46.751	<b>57.252</b>	+0.157	24.946	<b>15.375</b>	16.931
7	14:44:44.766	<b>58.015</b>	+0.920	25.301	15.687	17.027
8	14:45:42.415	<b>57.649</b>	+0.554	25.114	15.681	16.854
9	14:46:39.737	<b>57.322</b>	+0.227	24.904	15.528	<b>16.890</b>
10	14:47:37.030	<b>57.293</b>	+0.198	<b>24.807</b>	15.712	<b>16.774</b>
11	14:48:34.125	<b>57.095</b>		24.896	15.398	16.801
12	14:49:31.253	<b>57.128</b>	+0.033	24.899	15.393	16.836

Lap	Time of Day	Lap Tm	Diff	S1 Tm	S2 Tm	S3 Tm
<b>(333) Lion Osaj</b>						
1	14:39:00.328	<b>59.338</b>	+1.959	26.564	15.664	17.110
2	14:39:58.115	<b>57.787</b>	+0.408	25.239	15.622	16.926
3	14:40:56.191	<b>58.076</b>	+0.697	25.367	15.679	17.030
4	14:41:54.001	<b>57.810</b>	+0.431	25.236	15.566	17.008
5	14:42:51.624	<b>57.623</b>	+0.244	25.174	15.521	16.928
6	14:43:49.135	<b>57.511</b>	+0.132	25.056	15.473	16.982
7	14:44:46.723	<b>57.588</b>	+0.209	25.070	15.530	16.988
8	14:45:44.206	<b>57.483</b>	+0.104	25.010	15.436	17.037
9	14:46:41.647	<b>57.441</b>	+0.062	24.965	15.448	17.028
10	14:47:39.027	<b>57.380</b>	+0.001	25.048	15.448	<b>16.884</b>
11	14:48:36.406	<b>57.379</b>		<b>24.891</b>	15.477	17.011
12	14:49:33.819	<b>57.413</b>	+0.034	25.095	<b>15.397</b>	16.921

Lap	Time of Day	Lap Tm	Diff	S1 Tm	S2 Tm	S3 Tm
<b>(322) Roman Meister</b>						
1	14:39:00.128	<b>59.208</b>	+1.926	26.413	15.704	17.091
2	14:39:58.052	<b>57.924</b>	+0.642	25.177	15.678	17.069
3	14:40:56.256	<b>58.204</b>	+0.922	25.461	15.819	16.924
4	14:41:54.065	<b>57.809</b>	+0.527	25.434	15.451	16.924
5	14:42:51.697	<b>57.632</b>	+0.350	25.214	15.535	16.883
6	14:43:49.252	<b>57.555</b>	+0.273	25.076	15.503	16.976
7	14:44:46.831	<b>57.579</b>	+0.297	25.053	15.539	16.987
8	14:45:44.439	<b>57.608</b>	+0.326	25.199	15.435	16.974
9	14:46:41.807	<b>57.368</b>	+0.086	25.058	<b>15.401</b>	16.909
10	14:47:39.211	<b>57.404</b>	+0.122	24.953	15.541	16.910
11	14:48:36.619	<b>57.408</b>	+0.126	<b>24.935</b>	15.502	16.971
12	14:49:33.901	<b>57.282</b>		25.073	15.404	<b>16.805</b>

Lap	Time of Day	Lap Tm	Diff	S1 Tm	S2 Tm	S3 Tm
<b>(329) Maddox Mason</b>						
1	14:38:59.309	<b>58.621</b>	+1.490	25.900	15.686	17.035
2	14:39:57.107	<b>57.798</b>	+0.667	25.203	15.585	17.010

Lap	Time of Day	Lap Tm	Diff	S1 Tm	S2 Tm	S3 Tm
3	14:40:54.358	<b>57.251</b>	+0.120	24.979	15.466	<b>16.806</b>
4	14:41:56.610	<b>1:02.252</b>	+5.121	29.475	15.826	16.951
5	14:42:55.518	<b>58.908</b>	+1.777	25.386	15.458	18.064
6	14:43:53.434	<b>57.916</b>	+0.785	24.984	15.976	16.956
7	14:44:50.565	<b>58.131</b>		24.856	15.341	16.934
8	14:45:48.346	<b>57.781</b>	+0.650	<b>24.749</b>	15.715	17.317
9	14:46:45.954	<b>57.608</b>	+0.477	24.936	15.841	16.831
10	14:47:43.289	<b>57.335</b>	+0.204	25.062	15.326	16.947
11	14:48:40.692	<b>57.403</b>	+0.272	24.961	<b>15.286</b>	17.156
12	14:49:38.300	<b>57.608</b>	+0.477	25.083	15.381	17.144

Lap	Time of Day	Lap Tm	Diff	S1 Tm	S2 Tm	S3 Tm
<b>(381) Ben Bernhard</b>						
1	14:39:00.935	<b>1:00.060</b>	+2.376	27.017	15.971	17.072
2	14:39:59.112	<b>58.177</b>	+0.493	25.254	15.798	17.125
3	14:40:56.796	<b>57.684</b>		25.081	15.645	16.958
4	14:41:55.061	<b>58.265</b>	+0.581	25.259	15.821	17.185
5	14:42:53.052	<b>57.991</b>	+0.307	25.368	15.724	<b>16.899</b>
6	14:43:51.860	<b>58.808</b>	+1.124	26.012	15.790	17.006
7	14:44:49.845	<b>57.985</b>	+0.301	25.261	15.628	17.096
8	14:45:47.904	<b>58.059</b>	+0.375	25.270	<b>15.599</b>	17.190
9	14:46:45.834	<b>57.930</b>	+0.246	25.149	15.619	17.162
10	14:47:44.124	<b>58.290</b>	+0.606	25.554	15.776	16.960
11	14:48:42.232	<b>58.108</b>	+0.424	<b>25.045</b>	15.671	17.392
12	14:49:40.368	<b>58.136</b>	+0.452	25.428	15.641	17.067

Lap	Time of Day	Lap Tm	Diff	S1 Tm	S2 Tm	S3 Tm
<b>(312) Leandros Margaritis</b>						
1	14:39:00.377	<b>59.533</b>	+1.709	26.670	15.873	<b>16.990</b>
2	14:39:58.484	<b>58.107</b>	+0.283	25.374	15.654	17.079
3	14:40:56.590	<b>58.106</b>	+0.282	25.167	15.884	17.055
4	14:41:54.957	<b>58.367</b>	+0.543	25.173	15.898	17.296
5	14:42:52.972	<b>58.015</b>	+0.191	25.332	15.606	17.077
6	14:43:51.846	<b>58.874</b>	+1.050	25.954	15.680	17.240
7	14:44:50.066	<b>58.160</b>	+0.336	25.356	15.630	17.174
8	14:45:48.069	<b>58.063</b>	+0.239	25.203	15.666	17.194
9	14:46:45.893	<b>57.824</b>		25.078	15.712	17.034
10	14:47:44.060	<b>58.167</b>	+0.343	25.529	<b>15.594</b>	17.044
11	14:48:42.394	<b>58.334</b>	+0.510	<b>25.025</b>	15.644	17.665
12	14:49:40.757	<b>58.363</b>	+0.539	25.383	15.846	17.134

Lap	Time of Day	Lap Tm	Diff	S1 Tm	S2 Tm	S3 Tm
<b>(370) Noah Kim</b>						
1	14:39:02.028	<b>1:00.896</b>	+3.419	27.662	15.946	17.288
2	14:39:59.941	<b>57.913</b>	+0.436	25.306	15.592	17.015
3	14:40:57.701	<b>57.760</b>	+0.283	25.185	15.582	16.993
4	14:41:56.582	<b>58.881</b>	+1.404	25.959	15.730	17.192
5	14:42:54.692	<b>58.110</b>	+0.633	25.571	15.485	17.054
6	14:43:53.726	<b>59.034</b>	+1.557	25.716	16.320	16.998
7	14:44:51.203	<b>57.477</b>		<b>24.878</b>	15.632	16.967
8	14:45:48.764	<b>57.561</b>	+0.084	25.068	<b>15.437</b>	17.056
9	14:46:46.309	<b>57.545</b>	+0.068	25.027	15.617	16.901
10	14:47:44.269	<b>57.960</b>	+0.483	25.354	15.725	<b>16.881</b>
11	14:48:42.296	<b>58.027</b>	+0.550	25.134	15.582	17.311
12	14:49:40.870	<b>58.574</b>	+1.097	25.606	15.852	17.116

Lap	Time of Day	Lap Tm	Diff	S1 Tm	S2 Tm	S3 Tm
<b>(314) Vincent Oliver Rieso</b>						
1	14:39:02.365	<b>1:01.073</b>	+3.400	27.576	16.280	17.217
2	14:40:00.537	<b>58.172</b>	+0.4			

## ADAC Kartrennen Mülsern

## Mini A-B

## Arena E Mülsern 1,315 Km

## Final

26.04.2026 14:30

## Race (10:00 and 1 Laps) started at 14:38:00

Lap	Time of Day	Lap Tm	Diff	S1 Tm	S2 Tm	S3 Tm	Lap	Time of Day	Lap Tm	Diff	S1 Tm	S2 Tm	S3 Tm
7	14:44:52.129	<b>57.867</b>	+0.180	<b>24.928</b>	15.932	17.007	11	14:48:51.246	<b>57.921</b>	+0.072	25.193	15.551	17.177
8	14:45:50.094	<b>57.965</b>	+0.278	25.046	15.571	17.348	12	14:49:49.431	<b>58.185</b>	+0.336	25.449	15.587	17.149
9	14:46:47.781	<b>57.687</b>		24.940	15.697	17.050							
10	14:47:46.109	<b>58.328</b>	+0.641	25.515	15.845	<b>16.968</b>							
11	14:48:44.156	<b>58.047</b>	+0.360	25.390	15.563	17.094							
12	14:49:41.972	<b>57.816</b>	+0.129	25.104	15.587	17.125							
<b>(306) Kris Leon Kalweit</b>							<b>(310) Elias Dahlmann</b>						
1	14:39:03.777	<b>1:02.672</b>	+5.240	28.981	16.181	17.510	1	14:39:02.942	<b>1:01.743</b>	+3.565	27.959	16.490	17.294
2	14:40:02.282	<b>58.505</b>	+1.073	25.702	15.848	16.955	2	14:40:01.847	<b>58.905</b>	+0.727	25.791	15.884	17.230
3	14:41:01.264	<b>58.982</b>	+1.550	25.062	15.926	17.471	3	14:41:01.423	<b>59.576</b>	+1.398	25.743	15.904	17.929
4	14:42:00.377	<b>59.113</b>	+1.681	26.208	15.777	17.128	4	14:42:01.111	<b>59.688</b>	+1.510	26.258	16.143	17.287
5	14:42:58.492	<b>58.115</b>	+0.683	25.230	15.642	17.243	5	14:43:00.010	<b>58.899</b>	+0.721	25.917	15.775	<b>17.207</b>
6	14:43:56.663	<b>58.171</b>	+0.739	25.294	15.744	17.133	6	14:43:59.157	<b>59.147</b>	+0.969	25.784	16.001	17.362
7	14:44:54.424	<b>57.761</b>	+0.329	25.154	15.540	17.067	7	14:44:58.032	<b>58.875</b>	+0.697	25.370	16.076	17.429
8	14:45:52.145	<b>57.721</b>	+0.289	25.055	<b>15.529</b>	17.137	8	14:45:56.966	<b>58.934</b>	+0.756	25.741	15.864	17.329
9	14:46:49.996	<b>57.851</b>	+0.419	25.053	15.620	17.178	9	14:46:56.016	<b>59.050</b>	+0.872	25.783	15.860	17.407
10	14:47:47.861	<b>57.865</b>	+0.433	25.055	15.670	17.140	10	14:47:54.194	<b>58.178</b>		<b>25.259</b>	<b>15.665</b>	17.254
11	14:48:45.293	<b>57.432</b>		<b>24.943</b>	15.623	<b>16.866</b>	11	14:48:52.999	<b>58.805</b>	+0.627	25.502	15.731	17.572
12	14:49:43.251	<b>57.958</b>	+0.526	25.347	15.620	16.991	12	14:49:51.956	<b>58.957</b>	+0.779	25.464	15.798	17.695
<b>(591) Milly Schulze</b>							<b>(313) Luca Mattis Brixius</b>						
1	14:39:02.810	<b>1:01.387</b>	+3.683	27.522	16.548	17.317	1	14:39:05.176	<b>1:03.740</b>	+5.077	29.788	16.494	17.458
2	14:40:01.380	<b>58.570</b>	+0.866	25.547	15.888	17.135	2	14:40:04.576	<b>59.400</b>	+0.737	25.773	16.268	17.359
3	14:40:59.784	<b>58.404</b>	+0.700	25.236	15.974	17.194	3	14:41:04.253	<b>59.677</b>	+1.014	25.975	16.101	17.601
4	14:41:58.088	<b>58.304</b>	+0.600	25.381	15.800	17.043	4	14:42:03.845	<b>59.592</b>	+0.929	26.141	16.173	17.278
5	14:42:55.897	<b>57.809</b>	+0.105	25.182	15.664	16.963	5	14:43:02.987	<b>59.142</b>	+0.479	26.052	15.974	17.116
6	14:43:54.556	<b>58.659</b>	+0.955	25.118	16.521	17.020	6	14:44:01.682	<b>58.695</b>	+0.032	25.335	16.116	17.244
7	14:44:52.441	<b>57.885</b>	+0.181	25.127	15.711	17.047	7	14:45:00.345	<b>58.663</b>		<b>25.284</b>	16.303	<b>17.076</b>
8	14:45:50.155	<b>57.714</b>	+0.010	<b>25.041</b>	15.659	17.014	8	14:45:59.608	<b>59.263</b>	+0.600	26.013	15.850	17.400
9	14:46:47.859	<b>57.704</b>		25.114	15.690	<b>16.900</b>	9	14:46:59.227	<b>59.619</b>	+0.956	26.130	16.145	17.344
10	14:47:45.987	<b>58.128</b>	+0.424	25.335	15.761	17.032	10	14:47:57.964	<b>58.737</b>	+0.074	25.502	15.974	17.261
11	14:48:45.188	<b>59.201</b>	+1.497	26.446	15.640	17.115	11	14:48:56.641	<b>58.677</b>	+0.014	25.552	<b>15.697</b>	17.428
12	14:49:43.682	<b>58.494</b>	+0.790	25.719	<b>15.618</b>	17.157	12	14:49:56.276	<b>59.635</b>	+0.972	25.997	16.165	17.473
<b>(384) Matthias Cavulea</b>							<b>(374) Nick Meyer</b>						
1	14:39:01.274	<b>1:00.254</b>	+2.752	26.947	16.147	17.160	1	14:39:06.266	<b>1:04.961</b>	+6.433	30.422	16.983	17.556
2	14:39:59.517	<b>58.243</b>	+0.741	25.297	15.843	17.103	2	14:40:05.577	<b>59.311</b>	+0.783	25.704	16.362	17.245
3	14:40:57.763	<b>58.246</b>	+0.744	25.262	15.809	17.175	3	14:41:04.424	<b>58.847</b>	+0.319	25.582	15.881	17.384
4	14:41:57.899	<b>1:00.136</b>	+2.634	26.556	16.453	17.127	4	14:42:03.960	<b>59.536</b>	+1.008	25.946	16.467	<b>17.123</b>
5	14:42:55.762	<b>57.863</b>	+0.361	25.138	15.697	17.028	5	14:43:02.831	<b>58.871</b>	+0.343	25.726	15.895	17.250
6	14:43:54.376	<b>58.614</b>	+1.112	24.990	16.606	17.018	6	14:44:01.541	<b>58.710</b>	+0.182	<b>25.299</b>	16.155	17.256
7	14:44:51.878	<b>57.502</b>		<b>24.890</b>	15.688	<b>16.924</b>	7	14:45:00.281	<b>58.740</b>	+0.212	25.374	16.216	17.150
8	14:45:49.640	<b>57.762</b>	+0.260	25.054	15.715	16.993	8	14:45:59.779	<b>59.498</b>	+0.970	26.362	15.824	17.312
9	14:46:47.438	<b>57.798</b>	+0.296	25.042	15.677	17.079	9	14:46:59.584	<b>59.805</b>	+1.277	26.046	16.290	17.469
10	14:47:45.822	<b>58.384</b>	+0.882	25.680	15.675	17.029	10	14:47:58.112	<b>58.528</b>		25.494	15.858	17.176
11	14:48:43.711	<b>57.889</b>	+0.387	25.087	<b>15.615</b>	17.187	11	14:48:56.956	<b>58.844</b>	+0.316	25.691	<b>15.735</b>	17.418
12	14:49:41.738	<b>58.027</b>	+0.525	25.262	15.700	17.065	12	14:49:56.381	<b>59.425</b>	+0.897	25.799	16.225	17.401
<b>(330) Oscar Beumers</b>							<b>(396) Loui van Gerrevink</b>						
1	14:39:03.325	<b>1:01.926</b>	+3.911	28.149	16.288	17.489	1	14:39:03.633	<b>1:02.054</b>	+3.168	28.180	16.256	17.618
2	14:40:02.081	<b>58.756</b>	+0.741	25.609	15.893	17.254	2	14:40:03.128	<b>59.495</b>	+0.609	26.213	15.903	17.379
3	14:41:01.206	<b>59.125</b>	+1.110	25.615	15.927	17.583	3	14:41:02.279	<b>59.151</b>	+0.265	25.730	15.955	17.466
4	14:42:00.888	<b>59.682</b>	+1.667	26.403	15.904	17.375	4	14:42:01.276	<b>58.997</b>	+0.111	25.793	15.934	17.270
5	14:42:59.181	<b>58.293</b>	+0.278	25.360	15.699	<b>17.234</b>	5	14:43:00.162	<b>58.886</b>		25.885	<b>15.878</b>	<b>17.123</b>
6	14:43:57.196	<b>58.015</b>		<b>25.166</b>	15.611	17.238	6	14:44:07.959	<b>1:07.797</b>	+8.911	<b>25.608</b>	24.410	17.779
7	14:44:55.432	<b>58.236</b>	+0.221	25.264	15.659	17.313	7	14:45:08.346	<b>1:00.387</b>	+1.501	26.194	16.565	17.628
8	14:45:53.672	<b>58.240</b>	+0.225	25.208	15.643	17.389	8	14:46:08.069	<b>59.723</b>	+0.837	26.044	16.161	17.518
9	14:46:51.875	<b>58.203</b>	+0.188	25.236	15.580	17.387	9	14:47:07.909	<b>59.840</b>	+0.954	26.074	16.190	17.576
10	14:47:50.197	<b>58.322</b>	+0.307	25.465	<b>15.548</b>	17.309	10	14:48:07.485	<b>59.576</b>	+0.690	25.893	16.186	17.497
11	14:48:48.624	<b>58.427</b>	+0.412	25.280	15.636	17.511	11	14:49:07.102	<b>59.617</b>	+0.731	26.054	16.138	17.425
12	14:49:47.075	<b>58.451</b>	+0.436	25.405	15.702	17.344	12	14:50:06.344	<b>59.242</b>	+0.356	25.904	16.045	17.293
<b>(387) Alexander Brauckmann</b>							<b>(377) Julian Raabe</b>						
1	14:39:05.422	<b>1:04.123</b>	+6.274	30.433	16.399	17.291	1	14:39:05.418	<b>1:03.053</b>	+4.310	29.040	16.621	17.392
2	14:40:04.731	<b>59.309</b>	+1.460	26.021	16.144	17.144	2	14:40:04.663	<b>59.245</b>	+0.502	25.761	16.271	<b>17.213</b>
3	14:41:04.273	<b>59.542</b>	+1.693	26.033	15.978	17.531	3	14:41:04.059	<b>59.396</b>	+0.653	25.802	16.031	17.563
4	14:42:03.002	<b>58.729</b>	+0.880	25.472	15.962	17.295	4	14:42:02.990	<b>58.931</b>	+0.188	25.518	16.051	17.362
5	14:43:00.987	<b>57.985</b>	+0.136	25.275	15.671	<b>17.039</b>	5	14:43:01.733	<b>58.743</b>		25.497	<b>15.958</b>	17.288
6	14:44:00.779	<b>59.792</b>	+1.943	25.201	17.463	17.128	6	14:44:01.211	<b>59.478</b>	+0.735	<b>25.269</b>	16.907	17.302
7	14:44:58.628	<b>57.849</b>		<b>25.175</b>	15.608	17.066	7	14:45:00.224	<b>59.013</b>	+0.270	25.361	16.243	17.409
8	14:45:57.000	<b>58.372</b>	+0.523	25.262	15.898	17.212	8	14:46:14.626	<b>1:14.402</b>	+15.659	40.416	16.285	17.701
9	14:46:55.124	<b>58.124</b>	+0.275	25.451	<b>15.527</b>	17.146	9	14:47:14.081	<b>59.455</b>	+0.712	25.863	16.016	17.576
10	14:47:53.325	<b>58.201</b>	+0.352	25.251	15.595	17.355	10	14:48:13.821	<b>59.740</b>	+0.997	25.963	16.189	17.588
							11	14:49:13.779	<b>59.958</b>	+1.215	25.843	16.314	17.801
							12	14:50:13.168	<b>59.389</b>	+0.646	25.983	16.030	17.376
							<b>(533) Luigi Catuogno</b>						



# ADAC Kartrennen Mülsen

Mini A-B

Arena E Mülsen 1,315 Km

Final

26.04.2026 14:30

Race (10:00 and 1 Laps) started at 14:38:00

Lap	Time of Day	Lap Tm	Diff	S1 Tm	S2 Tm	S3 Tm	Lap	Time of Day	Lap Tm	Diff	S1 Tm	S2 Tm	S3 Tm
1	14:39:02.253	1:01.145		27.499	16.052	17.594							



Mini A			Mülsen 26. Apr		Ampfing 12. Jul		Kerpen 09. Aug		Wackersdorf 04. Okt		Points total
Pos	Nr.	Name Competito	QH	SH FIN	QH	SH FIN	QH	SH FIN	QH	SH FIN	
1	395	Albert Poulsen Poulsen Motorsport	22	22 45	-	-	-	-	-	-	89
2	394	Leo Klok CRG Holland	19	19 50	-	-	-	-	-	-	88
3	329	Maddox Mason Lanari Racing Team	25	25 34	-	-	-	-	-	-	84
4	322	Roman Meister TB Racing Team	13	15 38	-	-	-	-	-	-	66
5	312	Leandros Margaritis Michel Vacirca	17	17 30	-	-	-	-	-	-	64
6	370	Noah Kim Yongwhan Kim	7	11 26	-	-	-	-	-	-	44
7	384	Matthias Cavulea CV Performance Group X JP Motorsport	15	13 14	-	-	-	-	-	-	42
8	314	Vincent Oliver Rieso ADAC Ostwestfalen-Lippe e.V.	6	3 22	-	-	-	-	-	-	31
9	306	Kris Leon Kalweit Formula K SRP Factory Team	4	9 18	-	-	-	-	-	-	31
10	330	Oscar Beumers Nees Racing	11	4 10	-	-	-	-	-	-	25
11	387	Alexander Brauckmann Strohof Motorsport	9	6 8	-	-	-	-	-	-	23
12	310	Elias Dahlmann CRG Deutschland	2	7 6	-	-	-	-	-	-	15
13	374	Nick Meyer Strohof Motorsport	5	5 2	-	-	-	-	-	-	12
14	313	Luca Mattis Brixius MAD Performance	1	2 4	-	-	-	-	-	-	7
15	396	Loui van Gerrevink F1 Motodrom/7L Performance	3	1 1	-	-	-	-	-	-	5

QH=Ranking after heats, SH=Final Intermediate Classification, FIN=Final

Mini B			Mülsen 26. Apr		Ampfing 12. Jul		Kerpen 09. Aug		Wackersdorf 04. Okt		Points total
Pos	Nr.	Name Competito	QH	SH FIN	QH	SH FIN	QH	SH FIN	QH	SH FIN	
1	588	Maximilian Faber TR Motorsport	22	25 51	-	-	-	-	-	-	98
2	533	Luigi Catuogno TR Motorsport	25	22 44	-	-	-	-	-	-	91

QH=Ranking after heats, SH=Final Intermediate Classification, FIN=Final